



Product Selection Guide
2023




Système d'exploitation QES

Le système d'exploitation QES est fondé sur le noyau FreeBSD simple et efficace et sur le système de fichiers ZFS qui, au fil des années, s'est avéré être le mieux adapté aux applications d'entreprise haut de gamme.



Priorité à l'intégrité des données

QES utilise ses sommes de contrôle de bout en bout pour détecter et corriger la corruption silencieuse des données causée par des défauts matériels, des bugs dans les microprogrammes ou des erreurs de métadonnées. Si une violation de l'intégrité est détectée, QES répare automatiquement les dommages en utilisant les données de l'autre miroir avant que les données ne soient transmises aux applications.



Haute disponibilité actif-actif avec une efficacité du stockage optimale

Le NAS ES basé sur QES est alimenté par deux processeurs et dispose d'une architecture à double contrôleur actif-actif, garantissant aux entreprises une haute disponibilité avec un temps d'arrêt quasi nul, car le contrôleur de secours peut rapidement prendre le relais si un contrôleur tombe en panne.



Déduplication et compression des données

QES prend en charge la déduplication des données par bloc pour récupérer l'espace de stockage utilisé par les données redondantes/répétées et la compression des données en ligne pour réduire la taille des fichiers. Ces deux fonctions optimisent l'utilisation du stockage et permettent aux entreprises de réaliser des économies lorsqu'elles utilisent des disques SSD.



Système actif-actif à double contrôleur

Les deux contrôleurs du NAS ES peuvent gérer le flux de trafic, ainsi que la protection Copy-To-Flash contre les pannes de courant et la conception de l'interface SAS à double chemin. Outre la conservation des ressources informatiques, un service de stockage à grande vitesse, ininterrompu et à haute disponibilité est également fourni par le biais de protocoles de communication tels que SMB, NFS et iSCSI.

Stockage 100% flash. Performance ultime

Les solutions de stockage All-Flash de QNAP sont dotées des technologies de réduction des données ZFS et d'optimisation des SSD afin de maximiser les performances et la durée de vie des SSD - parfait pour garder votre entreprise agile et efficace !



Stockage optimisé pour la mémoire flash

L'amplification de l'écriture est un effet indésirable des SSD, qui pose des problèmes de performance et d'endurance de la mémoire flash. L'algorithme exclusif Write Coalescing de QNAP est conçu pour l'optimisation de la mémoire flash en transformant toutes les écritures aléatoires en écritures séquentielles et en réduisant les entrées/sorties. Non seulement il augmente efficacement les performances d'écriture aléatoire pour les environnements All-flash, mais il peut également améliorer la durée de vie des SSD.



Quality of Service

Le QoS donne la priorité aux performances des applications critiques qui s'exécutent en même temps que des applications non critiques et réduit les problèmes de nuisances sonores.



Compression et compactage des données en ligne

La compression des données en ligne réduit la taille des fichiers afin de diminuer la charge de travail des E/S de stockage et d'améliorer les performances. Elle permet également d'optimiser l'utilisation du stockage en cas d'over-provisioning des SSD.



SSD TRIM

Alors que presque tous les disques SSD ont montré une dégradation constante des performances en écriture, TRIM aide à surmonter les baisses de performances en écriture. Le SSD TRIM permet au système d'informer les SSD de supprimer les blocs de données inutiles. Les tâches de suppression sont traitées pendant les périodes d'inactivité du système, ce qui signifie qu'il n'est pas nécessaire d'attendre que de nouvelles données soient écrites sur le bloc.

Systeme d'exploitation ZFS haute performance avec une fiabilité supérieure

Le système d'exploitation QNAP "QuTS hero" combine le système QTS basé sur les applications avec le système de fichiers ZFS 128 bits pour offrir une gestion flexible du stockage, une protection complète des données et des performances optimisées afin de répondre aux besoins des applications critiques.

ZFS

Une technologie efficace de réduction des données

La déduplication des données en ligne est basée sur les blocs et s'exécute avant que les données ne soient écrites sur le stockage. Cela permet d'optimiser l'utilisation du stockage tout en réduisant considérablement les besoins en capacité de stockage. Associé aux technologies de compression et de compactage en ligne, ZFS réduit considérablement l'empreinte de stockage globale, ce qui est particulièrement utile pour augmenter l'efficacité du stockage sur SSD lorsque des données hautement répétitives ou des petits fichiers massifs sont générés.




Snapshots instantanés quasi illimités

ZFS prend en charge jusqu'à 65 535 snapshots pour les LUN iSCSI et les dossiers partagés afin de réaliser une version complète des snapshots. Si un snapshot est créé toutes les heures, soit 24 snapshots par jour, il est possible de créer jusqu'à 7 ans de snapshots sans avoir besoin d'en supprimer !

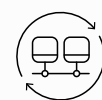


Une capacité pouvant atteindre le pétaoctet par dossier partagé.

Le système de fichiers 128 bit ZFS présente un énorme potentiel de capacité et prend en charge la gestion native des niveaux RAID standard et des dispositions RAID ZFS supplémentaires (RAID Z). Les solutions de stockage QNAP basées sur ZFS offrent une capacité allant jusqu'à 1 PB pour les dossiers partagés individuels, permettant ainsi aux entreprises de s'attaquer aux applications exigeantes en matière de stockage.



QuTS hero



SnapSync en temps réel

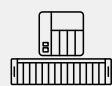
La fonction avancée de SnapSync en temps réel basée sur les blocs garantit que le NAS primaire et le NAS secondaire conservent toujours les mêmes données, offrant ainsi la meilleure prise en charge des opérations commerciales en continu et aidant les utilisateurs à éliminer le risque de perte de données!

Réseau haut débit 25GbE

Permet un débit rapide comme l'éclair pour les tâches exigeantes en bande passante telles que la virtualisation, la transmission de données massives et la sauvegarde/restauration rapide.

Connectivité 10GbE : L'avenir, c'est maintenant!

La connectivité 10GbE améliore les performances globales du réseau et les tâches quotidiennes grâce à une bande passante dix fois supérieure à celle du 1GbE. En proposant des NAS, des adaptateurs réseau et des switches 10GbE-ready, QNAP est un fournisseur unique pour tout ce dont vous avez besoin pour créer votre propre environnement 10GbE.



NAS All-flash prêt pour le 25GbE

Le TS-h3088XU-RP intègre une SmartNIC SFP28 à double port 25GbE avec le contrôleur NVIDIA® Mellanox ConnectX-4 Lx SmartNIC qui prend en charge iSCSI Extensions for RDMA (iSER) pour augmenter les performances de transfert de données entre le NAS et le serveur ESXi et décharger les charges de travail du CPU.



Switch manageable 25GbE rentable

Le QSW-M5216-1T est un Switch web manageable de niveau 2 25GbE qui offre des interfaces réseau flexibles pour une compatibilité élevée à un prix intéressant, permettant aux petites entreprises de passer rapidement à un réseau très haut débit en s'intégrant à l'infrastructure réseau existante.



Solutions NAS 10GbE

QNAP propose une gamme de NAS avec des solutions matérielles et logicielles intégrées qui peuvent tirer le meilleur parti de la bande passante fournie par les réseaux 10GbE.



Switches 10GbE

Les switches 10GbE de la gamme QSW de QNAP prennent en charge le 10GBASE-T et NBASE-T, ce qui vous permet de profiter de vitesses réseau plus élevées avec les câbles Cat 5e et 6a existants. Les ports SFP+ (fibre) et RJ45 (cuivre) sont disponibles pour répondre à vos besoins réseau.



Adaptateurs réseau 10GbE

QNAP propose une carte d'extension PCIe 10GbE et des adaptateurs Thunderbolt vers 10GbE pour doter les appareils d'une connectivité 10GbE. La carte d'extension QM2 n'inclut pas seulement la connectivité 10GbE, mais offre également la possibilité d'ajouter des SSD M.2 à votre station de travail ou à votre NAS.

Le 2.5GbE n'est pas seulement pour les bureaux, mais aussi pour les particuliers.

Le manque de switches de catégorie grand public a rendu difficile l'adoption du 2.5GbE/5GbE par les particuliers. QNAP propose désormais des switches multiport rentables qui prennent en charge l'Ethernet 10G/5G/2.5G/1G/100M, vous aidant ainsi à transformer votre réseau domestique à un prix raisonnable.



Switches 2,5GbE

QNAP propose une série de switches 10GbE prenant en charge cinq vitesses (10G / 5G / 2,5G / 1G / 100M) et une série de switches 2,5GbE. Avec des ports 2,5GbE, le switch QNAP peut instantanément mettre à niveau votre réseau pour tirer parti des périphériques et NAS compatibles 2,5GbE.



Fonctionne avec les câbles existants

Aucun câble ou connecteur spécial n'est nécessaire pour profiter de 2,5GbE. Utilisez simplement vos câbles CAT5e existants avec votre nouvelle infrastructure 2,5GbE.



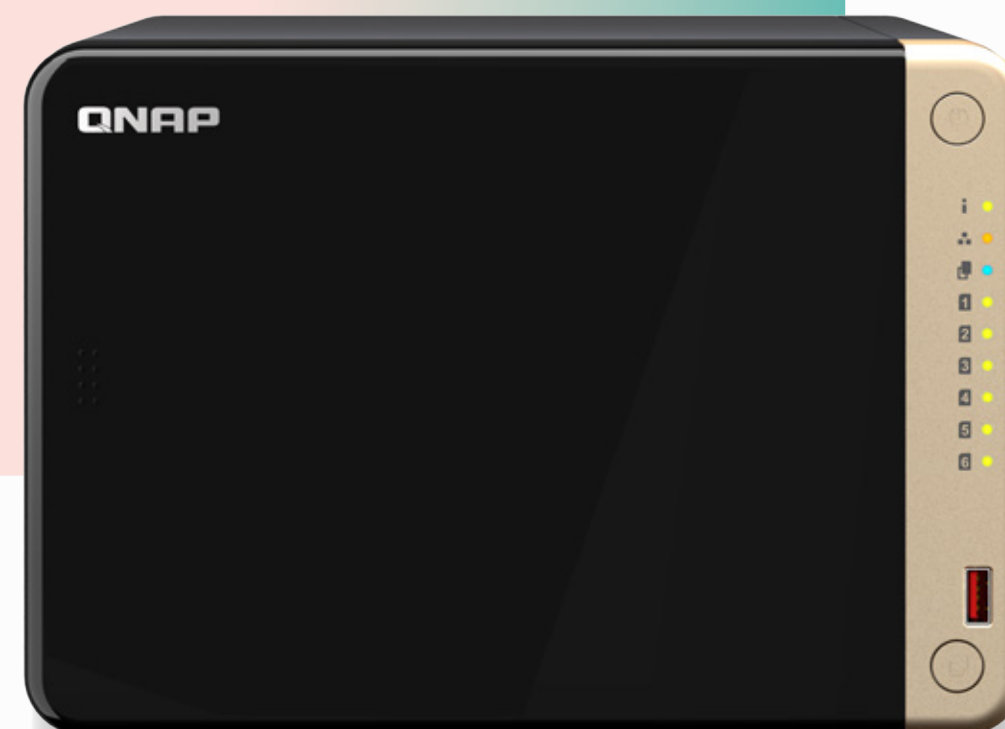
2.5 fois plus rapide

2,5GbE est 2,5 fois plus rapide que l'Ethernet standard (1GbE), augmentant ainsi les performances du réseau pour accroître la productivité.



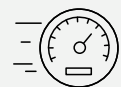
Plus abordable

Si vous ne pouvez pas vous permettre une mise à niveau vers le 10GbE pour le moment, le 2,5GbE - plus abordable - offre une amélioration notable des vitesses Ethernet actuelles.



Performances incroyables et connectivité de pointe grâce aux NAS Thunderbolt

QNAP offre le meilleur de la connectivité avec les NAS Thunderbolt™. Les professionnels de la production vidéo utilisant les NAS Thunderbolt™ de QNAP bénéficient de flux de travail efficaces, d'une vitesse sans précédent et d'une incroyable polyvalence.



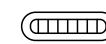
Transfert ultra-rapide

Editez directement sur votre NAS grâce à la connectivité Thunderbolt™ 3 ultra rapide. Avec des vitesses potentielles allant jusqu'à 40Gbps, connectez vos Macs compatibles et autres appareils Thunderbolt™ 3 directement au NAS et travaillez sans vous soucier du débit réseau..



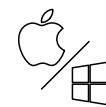
Facilitez les flux de travail 10GbE avec Thunderbolt-to-Ethernet.

L'innovant convertisseur T2E établit un lien entre les réseaux Thunderbolt et Ethernet, permettant aux ordinateurs compatibles Thunderbolt de se connecter à ces réseaux via leur connexion Thunderbolt au NAS Thunderbolt de QNAP. Cela permet d'économiser un port 10GbE et élimine le besoin d'adaptateurs ou de cartes réseau supplémentaires.



Haute disponibilité avec l'USB Type-C

L'utilisation de l'USB Type-C par Thunderbolt 3 offre une connexion universelle du NAS QNAP aux appareils Thunderbolt ainsi qu'à d'innombrables appareils USB Type-C par le biais d'un seul câble, ce qui permet le partage de fichiers et le stockage centralisé de données sans avoir à utiliser plusieurs câbles.




Station de collaboration pour Mac et Windows

La bande passante supérieure du Thunderbolt 3 permet un montage vidéo fluide et un partage de fichiers plus rapide pour les photographes, les monteurs vidéo et les graphistes. Il est possible de connecter jusqu'à 2 appareils Thunderbolt™ au NAS Thunderbolt de QNAP pour traiter simultanément l'édition photo et audio en temps réel sans affecter les performances du système.



Créez facilement votre cloud personnel et accédez-y depuis n'importe où

Contrairement à l'espace de stockage limité et aux problèmes de sécurité potentiels des services de cloud public, le NAS de QNAP est avantageux pour établir un cloud personnel sécurisé et de grande capacité.



Une solution de sauvegarde tout-en-un et facile à utiliser

Le NAS QNAP peut effectuer de nombreuses tâches, mais son cœur est une solution de sauvegarde complète pour protéger vos fichiers et vos données. En sauvegardant régulièrement vos fichiers et le contenu de votre appareil, vous pouvez faire de la perte de données une histoire ancienne.



Un plaisir multimédia amélioré

Le NAS QNAP est livré avec une large gamme d'applications multimédia, notamment Photo Station, Video Station et Music Station, vous permettant de gérer et de visualiser facilement vos fichiers multimédia.



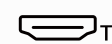
Connexion à distance facile et sécurisée avec myQNAPcloud

myQNAPcloud vous permet de rester connecté à votre NAS QNAP en utilisant un nom de domaine unique. Aucun routage ou configuration complexe n'est nécessaire, et myQNAPcloud renforce les clés des certificats SSL à 2048 bits pour permettre un accès à distance sécurisé, la gestion et le partage des fichiers et vérifier l'état de votre système de n'importe où.



Un centre de sauvegarde sécurisé avec protection des snapshots

Les snapshots sont essentiels pour la protection des données des NAS, et leur fonction de niveau bloc en fait une méthode de protection des données fiable face aux menaces croissantes de ransomware.



Connexion à un téléviseur ou un moniteur avec HDMI

Grâce à la sortie HDMI, le NAS de QNAP vous permet de profiter directement du contenu multimédia, d'utiliser des navigateurs web, de gérer votre NAS, ou de regarder des vidéos de surveillance enregistrées ou des flux en direct sur votre NAS.



Une extension de stockage flexible et économique

Le Direct-Attached Storage (DAS) ajoute une capacité de stockage supplémentaire à votre PC en étant directement connecté via un port USB ou un autre port. Par rapport au stockage en réseau (NAS), le DAS est généralement prêt à l'emploi pour un seul PC et convient aux utilisateurs qui cherchent simplement à étendre le stockage d'un seul PC et non les fonctions avancées et la connectivité réseau d'un NAS.



Support RAID

Le DAS QNAP prend en charge différents niveaux RAID pour améliorer les performances et la protection des données.



Interface simple

Le QNAP External RAID Manager vous aide à surveiller le système DAS, les lecteurs et l'état de fonctionnement. Il envoie automatiquement des alertes système à votre PC si une erreur se produit.



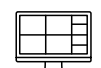
Pour l'extension du NAS

Les DAS de QNAP peuvent être utilisés avec l'USB Type-C, SATA ou SAS pour un transfert de données plus rapide et peuvent être facilement gérés à l'aide de QTS / QuTS hero Storage & Snapshots. La série TL est adaptée à l'expansion des NAS.



Installation sans effort

Le DAS est entièrement plug-and-use et ne nécessite aucune configuration réseau. Un bouton d'éjection est inclus pour retirer rapidement le DAS de l'ordinateur connecté.



Pour l'extension des PC

Les DAS de QNAP sont des choix idéaux pour les utilisateurs de PC qui cherchent à étendre leur espace de stockage. Ils utilisent un port USB Type-C, SATA ou SAS pour un transfert de données plus rapide et prennent en charge les configurations RAID contrôlées par logiciel et par matériel pour une configuration de stockage flexible.

ADRA, appareils de détection et de réponse du réseau (NDR)

Les appareils ADRA NDR de QNAP (Network Detection and Response) filtrent sélectivement les traces du réseau et détectent les mouvements latéraux des logiciels malveillants, stoppant les activités hostiles avant que les fuites de données et le cryptage ne se produisent.



Les appareils de cybersécurité d'ADRA NDR font l'objet d'une évaluation rapide

L'ADRA NDR identifie avec précision les activités malveillantes sur votre réseau local sans en affecter les performances. Le mécanisme propriétaire de filtrage rapide utilisé dans l'ADRA NDR détecte les activités potentiellement malveillantes sur la base d'un ensemble de critères et réagit à ces anomalies conformément aux politiques définies. La sécurité de votre réseau s'en trouve considérablement améliorée, sans que les performances n'en soient affectées.



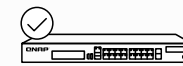
Détection des menaces

L'ADRA NDR est équipé de fonctionnalités d'analyse approfondie qui permettent des inspections en profondeur des logiciels malveillants et des exploits de vulnérabilité. L'ADRA NDR est également capable de simuler un piège de menace pour que les logiciels malveillants lancent des attaques. Une fois que le logiciel malveillant est actif, le dispositif de cybersécurité détecte les comportements hostiles et prend des mesures.




Analyse des menaces

Une fois les activités suspectes capturées par la détection des menaces (Thread Detection), les paquets de trafic réseau sont analysés en fonction d'un ensemble de règles afin de déterminer le type d'attaque. Différents événements de détection au fil du temps seront évalués les uns par rapport aux autres afin de déterminer leurs relations en tant que critère supplémentaire pour évaluer les niveaux de risque associés.



Réponse à la menace

Isole uniquement les appareils affectés pour limiter et stopper l'attaque des logiciels malveillants dans un périmètre plus petit, sans arrêter l'ensemble du réseau. Les administrateurs informatiques peuvent prendre une série de mesures (telles que l'isolement ou l'autorisation temporaire) pour répondre de manière flexible aux besoins opérationnels.



QuWAN SD-WAN pour une infrastructure informatique résiliente

La solution SD-WAN QuWAN de QNAP est dotée du VPN Auto Mesh, du cryptage IPsec et d'une gestion centrée sur le cloud. Compatible avec une large gamme de solutions QNAP, QuWAN permet aux PME de construire efficacement un réseau fiable à un prix avantageux, et de faciliter la transformation numérique, l'expansion multi-sites et le travail à distance.



VPN auto mesh

Établit automatiquement un VPN maillé et supprime la nécessité de paramétrer manuellement un VPN statique.



Gestion en cloud

Le QuWAN Orchestrator permet une gestion centrale du réseau puissante et pratique.



Sécurité du réseau

Adopte l'inspection approfondie des paquets pour analyser les L7-Payloads à la recherche d'informations sur le contenu des sites Web et des appareils.



Optimisation du WAN

Le QuWAN adopte des technologies d'équilibrage de charge pour combiner la bande passante de différents FAI et hiérarchiser l'utilisation de la bande passante.



Optimisation des coûts

Optimise la transmission par fibre/réseau pour réduire le coût des équipements VPN et les dépenses en bande passante.



Interface graphique Web

Offre des fonctionnalités conviviales, notamment un tableau de bord, eMap, l'analyse du trafic, etc.

Profitez d'une expérience Wi-Fi maillé à grande portée



Le QMiro-201W et le QMiroPlus-201W prennent en charge la transmission sans fil tri-bande Wi-Fi 5 et le transfert Mesh Wi-Fi, garantissant ainsi des connexions Wi-Fi stables et une meilleure qualité de signal via un réseau Mesh Wi-Fi.



Connectez votre maison avec le Wi-Fi maillé tri-bande haute portée

QMiro-201W / QMiroPlus-201W adopte la technologie Wi-Fi Handover, permettant à plusieurs utilisateurs d'être automatiquement connectés au routeur dont le signal Wi-Fi est le plus fort avec un seul SSID. Grâce à la double bande 2,4GHz/5GHz, QMiro-201W / QMiroPlus-201W fournit une fréquence Mesh 5GHz dédiée pour les connexions à large bande passante entre les routeurs Mesh Wi-Fi, garantissant des connexions Wi-Fi fluides et stables.



Wi-Fi Mesh tri-bande dédié pour des connexions fluides

Prend en charge le Wi-Fi tri-bande de 2,4GHz, 5GHz et une bande Mesh Wi-Fi dédiée de 5GHz pour des connexions à large bande passante entre les routeurs Mesh Wi-Fi. Contrairement aux routeurs classiques à double bande dont la bande 5GHz doit être partagée entre les clients Wi-Fi et les routeurs Mesh Wi-Fi, le QMiro-201W / QMiroPlus-201W garantit des connexions Wi-Fi fluides et stables.

La nouvelle génération de solution de surveillance IP intelligente et de sauvegarde à distance

Avec la solution de surveillance intelligente QVR Elite sur abonnement, vous ne payez que pour les licences de canaux dont vous avez besoin, ce qui vous permet de protéger votre bien, à un prix raisonnable. Vous pouvez disposer d'un espace de stockage dédié et indépendant pour les données de surveillance sur le NAS de QNAP et profiter d'une gestion simplifiée des caméras, de l'allocation d'espace de stockage, de la visualisation en direct des caméras et de la lecture. Les enregistrements sont sauvegardés sous forme de fichiers MP4 pour être lus sur presque tous les appareils.

Surveillance directe sur un écran HDMI

Lisez facilement les enregistrements sur un écran HDMI connecté à l'aide du QVR Smart Client. Recherchez des enregistrements d'événements dans une période de temps et une zone de détection spécifiées dans l'interface utilisateur.



Exploitez les applications basées sur l'IA pour des services à valeur ajoutée

Les séquences de surveillance du QVR Elite peuvent être traitées par plusieurs applications d'analyse vidéo basées sur l'intelligence artificielle de QNAP (par exemple, QVR Face, QVR Human, QVR DoorAccess) afin de doter vos systèmes de surveillance d'un accès intelligent aux portes, d'une reconnaissance faciale, de capacités de comptage humain et plus encore.



QVR Pro Client : Surveillance et gestion centralisées

QVR Pro Client vous permet de surveiller plusieurs canaux simultanément. Vous pouvez passer en toute souplesse de l'affichage en direct au mode de lecture afin de faciliter la surveillance et la gestion centralisées.



Enregistrements au format vidéo MP4

Le QVR Elite enregistre les fichiers vidéo au format MP4, universellement pris en charge, ce qui permet une lecture fluide sur tous vos appareils. En outre, vous pouvez facilement sauvegarder les enregistrements sur d'autres NAS QTS / QuTS hero ou sur un espace de stockage dans le Cloud en utilisant Hybrid Backup Sync ou HybridMount.




Capacité d'extension flexible

Vous pouvez créer plusieurs espaces d'enregistrement pour les enregistrements de QVR Elite. Si vous manquez d'espace de stockage, vous pouvez facilement étendre votre stockage NAS en vous connectant à des boîtiers d'extension QNAP.



Faible coût : plan d'abonnement flexible

QVR Elite est basé sur un abonnement, avec des plans d'abonnement mensuels, annuels et de 3 ans. Vous pouvez construire un système de surveillance robuste à un prix mensuel peu élevé de 1,99 \$ US par canal. Vous pouvez modifier l'abonnement en fonction de vos besoins pour atteindre une meilleure rentabilité.



Des accessoires polyvalents et riches en fonctionnalités pour améliorer les performances de votre système

La gamme complète de cartes et d'accessoires PCIe de QNAP permet aux utilisateurs de mettre à niveau les fonctionnalités de base des NAS/PC afin de répondre à des besoins divers et d'optimiser l'efficacité et la productivité du travail.



Adaptateurs réseau filaires

- **Adaptateurs de la gamme QNA:** Connectez-vous à des réseaux à plus haut débit via Thunderbolt™ 3 ou USB 3.0.
- **Cartes PCIe de la gamme QM2:** Ajoutez des SSD M.2 et des ports réseau à votre NAS
- **Carte d'extension réseau:** Ajoutez de manière flexible des ports réseau et de la bande passante pour booster les performances de transfert de données.



Cartes d'interface

- **Carte d'extension SATA QXP:** Augmentez le stockage d'un PC, d'un serveur ou d'un NAS QNAP en quelques minutes grâce à une installation simple
- **Carte d'extension Thunderbolt™ 3:** Transformez votre NAS en un NAS Thunderbolt™ 3
- **Carte d'extension M.2:** Ajoutez des SSD M.2 à votre NAS et à votre PC.
- **Carte d'extension USB:** Augmentez la vitesse de transfert USB avec une carte d'extension USB.
- **Carte d'extension Fibre Channel:** Ajoutez un NAS QNAP à votre environnement SAN Fibre Channel existant à un prix abordable.




Carte accélératrice de calcul

- **Accélérateur TPU Edge:** Tirez parti de l'accélération de l'IA à un prix abordable pour une reconnaissance d'image plus rapide sur votre NAS QNAP.
- **Carte accélératrice de calcul:** améliorez les performances pour répondre aux charges de travail les plus exigeantes.



Adaptateur de disque

- Adaptateur de disque SAS à SATA 6Gbps de 2,5 pouces
- Utiliser deux SSD NVMe PCIe M.2 dans une baie de lecteur SSD NVMe PCIe U.2 pour PC et NAS
- Adaptateur de disque SATA SSD 6Gbps de 2,5 pouces vers SAS 3,5 pouces
- Utilisez un SSD M.2 PCIe NVMe dans une baie pour SSD U.2 PCIe NVMe.
- Utilisez deux disques SATA de 2,5 pouces dans une seule baie pour disques SATA de 3,5 pouces avec support RAID.
- Utilisez deux disques SSD M.2 SATA dans une seule baie pour disques SATA de 2,5 pouces avec support RAID.



QNAP Product Lineup


Double contrôleur




NAS 100% flash




Solution NAS 25GbE



Solution NAS 10GbE



Solution NAS 2,5GbE




Solution NAS Thunderbolt



Cloud personnel



Boîtiers externes (DAS)



Switches manageables et non-manageables



Routeur



Surveillance et vidéo intelligente



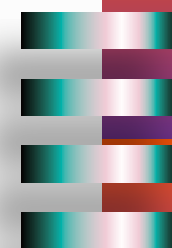
Solution SD-WAN et ADRA



Accessoires






Systeme d'exploitation
haute performance
basé sur ZFS
avec plus de fiabilité





	ES1686dc				ES2486dc	
						
Model	ES1686dc-2142IT-128G	ES1686dc-2142IT-96G	ES1686dc-2123IT-64G		ES2486dc-2142IT-128G	ES2486dc-2142IT-96G
Operating System	QES				QES	
CPU	Intel® Xeon® D-2142IT 8-core 1.90 GHz processor (burst up to 3.0 GHz) per controller		Intel® Xeon® D-2123IT 4-core 2.20 GHz processor (burst up to 3.0 GHz) per controller		Intel® Xeon® D-2142IT 8-core 1.90 GHz processor, up to 3.0 GHz	
CPU Architecture	64-bit x86				64-bit x86	
Graphic Processors	-				-	
Floating Point Unit	Yes				Yes	
Encryption Engine	Yes (AES-NI)				Yes (AES-NI)	
Hardware-accelerated Transcoding	-				-	
System Memory	64 GB RDIMM DDR4 ECC (4 x 16 GB) per controller	48 GB RDIMM DDR4 ECC (4 x 4 GB+4 x 8GB) per controller	32 GB RDIMM DDR4 ECC (4x 8 GB) per controller		64 GB RDIMM DDR4 ECC (4 x 16 GB) per controller	48 GB RDIMM DDR4 ECC (4 x 4 GB+4 x 8GB) per controller
Maximum Memory	512 GB (8 x 64GB)				512 GB (8 x 64GB)	
Memory Slot	8 x R-DIMM/LR-DIMM DDR4 IMPORTANT: You can only use one type of dual in-line memory module (DIMM) at a time. Do not use registered DIMM (RDIMM) with load-reduction DIMM (LRDIMM) memory.				8 x R-DIMM/LR-DIMM DDR4 IMPORTANT: You can only use one type of dual in-line memory module (DIMM) at a time. Do not use registered DIMM (RDIMM) with load-reduction DIMM (LRDIMM) memory.	
Drive Bay	16 x 3.5-inch SAS 12Gb/s, backward-compatible to SAS 6Gb/s				24 x 2.5-inch SAS 12Gb/s, backward-compatible to SAS 6Gb/s	
Hot-swappable	Yes				Yes	
M.2 Slot	-				-	
SSD Cache Acceleration Support	Yes Read cache only				Yes Read cache only	
Gigabit Ethernet Port (RJ45)	3 for each controller (one for remote management)				3 for each controller (one for remote management)	
2.5 Gigabit Ethernet Port (2.5G/1G/100M)	-				-	
5 Gigabit Ethernet Port (5G/2.5G/1G/100M)	-				-	
10 Gigabit Ethernet Port	4 x 10GbE SFP+ for each controller				4 x 10GbE SFP+ for each controller	
25 Gigabit Ethernet Port	-				-	
Thunderbolt Port	-				-	
PCIe Slot	2 Slot 1: PCIe Gen 3 x8 (CPU) Slot 2: PCIe Gen 3 x8 (CPU)				2 Slot 1: PCIe Gen 3 x8 (CPU) Slot 2: PCIe Gen 3 x8 (CPU)	
USB 2.0 port	-				-	
USB 3.2 Gen 1 port	2 per each controller				2 per each controller	
USB 3.2 Gen 2 (10Gbps) Port	-				-	
HDMI Output	-				-	
Form Factor	3U Rackmount				2U Rackmount	
Dimensions (HxWxD mm)	132 x 483.05 x 630.62				88.3 x 483 x 545.1	
Net Weight (kg)	25.83				27.41	
Operating temperature	0 - 40 °C (32°F - 104°F)				0 - 40 °C (32°F - 104°F)	
Power Supply Unit	Redundant/ Hot Swap Power Vin:90~264VAC;770W				Redundant/ Hot Swap Power Vin:90~264VAC;700W	
Power Consumption (w): Operating Mode, Typical	500.87				579.59	
Fan	Hot-swappable fan module (60*60*38mm; 16000RPM/12v/2.8A x 3)				Hot-swappable fan module (60*60*38mm; 16000RPM/12v/2.8A x 3)	
Kensington Security Slot	-				-	

Stockage 100% flash.
Performance ultime



	TS-h3088XU-RP			TS-h2490FU	
					
Model	TS-h3088XU-RP-W1270-64G	TS-h3088XU-RP-W1250-32G		TS-h2490FU-7302P-128G	TS-h2490FU-7232P-64G
Operating System	QTS / QuTS hero			QTS / QuTS hero	
CPU	Intel® Xeon® W-1270 8-core/16-thread processor, up to 5.0 GHz	Intel® Xeon® W-1250 6-core/12-thread processor, up to 4.7 GHz		AMD EPYC™ 7302P 16-core/32-thread processor, up to 3.3 GHz	AMD EPYC™ 7232P 8-core/16-thread processor, up to 3.2 GHz
CPU Architecture	64-bit x86			64-bit x86	
Graphic Processors	-			-	
Floating Point Unit	Yes			-	
Encryption Engine	Yes (AES-NI)			Yes (AES-NI)	
Hardware-accelerated Transcoding	Yes			-	
System Memory	64 GB UDIMM DDR4 ECC (4 x 16 GB)	32 GB UDIMM DDR4 ECC (2 x 16 GB)		128 GB RDIMM DDR4 ECC (8 x 16 GB)	64 GB RDIMM DDR4 ECC (8 x 8 GB)
Maximum Memory	128 GB (4 x 32 GB)			4 TB (16 x 256 GB)	
Memory Slot	4 x Long-DIMM DDR4			16 x Long-DIMM DDR4	
Drive Bay	Front: 24 x 2.5-inch SATA 6Gb/s, 3Gb/s Rear: 6 x 2.5-inch SATA 6Gb/s, 3Gb/s			24 x 2.5-inch U.2 PCIe NVMe	
Hot-swappable	Yes			Yes	
M.2 Slot	-			-	
SSD Cache Acceleration Support	Yes			Yes	
Gigabit Ethernet Port (RJ45)	-			-	
2.5 Gigabit Ethernet Port (2.5G/1G/100M)	4			2 (also support 10M)	
5 Gigabit Ethernet Port (5G/2.5G/1G/100M)	Optional via a PCIe adapter			-	
10 Gigabit Ethernet Port	Optional via a PCIe adapter			-	
25 Gigabit Ethernet Port	2 x 25GbE SFP28 SmartNIC port			4 x 25GbE SFP28 SmartNIC port	2 x 25GbE SFP28 SmartNIC port
Thunderbolt Port	-			-	
PCIe Slot	3 Slot 1: PCIe Gen3 x8 or x4 Slot 2: PCIe Gen3 x4 Slot 3: PCIe Gen3 x4 *Slot 1 is preinstalled with a 25GbE network adapter. Please reserve this slot for the 25GbE adapter for the best performance. **Slot 1 provides the width of PCIe Gen3 x8 when Slot 2 is not in use, and provides the width of PCIe Gen3 x4 when Slot 2 is in use.			5 Slot 1: PCIe Gen4 x4 Slot 2: PCIe Gen4 x8 or x4 Slot 3: PCIe Gen4 x4 Slot 4: PCIe Gen4 x8 Slot 5: PCIe Gen4 x16 or x8 *Slot 4 and Slot 5 are preinstalled with 25GbE network adapters. Please reserve these slots for the 25GbE adapters for the best performance. **Slot 2 provides the width of PCIe Gen4 x8 when Slot 3 is not in use, and provides the width of PCIe Gen4 x4 when Slot 3 is in use. ***Slot 5 provides the width of PCIe Gen4 x16 when Slot 4 is not in use, and provides the width of PCIe Gen4 x8 when Slot 4 is in use.	5 Slot 1: PCIe Gen4 x4 Slot 2: PCIe Gen4 x8 or x4 Slot 3: PCIe Gen4 x4 Slot 4: PCIe Gen4 x8 Slot 5: PCIe Gen4 x16 or x8 *Slot 5 is preinstalled with a 25GbE network adapter. **Slot 2 provides the width of PCIe Gen4 x8 when Slot 3 is not in use, and provides the width of PCIe Gen4 x4 when Slot 3 is in use. ***Slot 5 provides the width of PCIe Gen4 x16 when Slot 4 is not in use, and provides the width of PCIe Gen4 x8 when Slot 4 is in use.
USB 2.0 port	-			-	
USB 3.2 Gen 1 port	-			2	
USB 3.2 Gen 2 (10Gbps) Port	2 x Type-C USB 3.2 Gen 2 10Gbps 2 x Type-A USB 3.2 Gen 2 10Gbps			-	
HDMI Output	1, HDMI 1.4b (up to 4096 x 2160 @ 30Hz)			-	
Form Factor	Rackmount			Rackmount	
Dimensions (HxWxD mm)	88.3 x 481.07 x 515.02			88.3 x 480.97 x 510.23	
Net Weight (kg)	12.26			15.2	
Operating temperature	0 - 40°C (32°F - 104°F)			0 - 35°C (32°F - 95°F)	
Power Supply Unit	550W(x2), 100-240V			1100W PSU(x2), 200-240Vac, Max Wattage: 1100W@200-240Vac 850W@100-240Vac	
Power Consumption (w): Operating Mode, Typical	261.81			277.64	
Fan	3 x 60mm, 12VDC			4 x 60mm, 12VDC	
Kensington Security Slot	-			-	

	TS-h1090FU				TS-h1290FX		
							
Model	TS-h1090FU-7302P-256G (By Request)	TS-h1090FU-7302P-128G	TS-h1090FU-7232P-64G		TS-h1290FX-7302P-256G (By Request)	TS-h1290FX-7302P-128G	TS-h1290FX-7232P-64G
Operating System	QTS / QuTS hero				QTS / QuTS hero		
CPU	AMD EPYC™ 7302P 16-core/32-thread processor, up to 3.3 GHz		AMD EPYC™ 7232P/7252 8-core/16-thread processor, up to 3.2 GHz		AMD EPYC™ 7302P 16-core/32-thread processor, up to 3.3 GHz		AMD EPYC™ 7232P/7252 8-core/16-thread processor, up to 3.2 GHz
CPU Architecture	64-bit x86				64-bit x86		
Graphic Processors	-				-		
Floating Point Unit	-				-		
Encryption Engine	Yes (AES-NI)				Yes (AES-NI)		
Hardware-accelerated Transcoding	-				-		
System Memory	256 GB RDIMM DDR4 ECC (8 x 32 GB)	128 GB RDIMM DDR4 ECC (8 x 16 GB)	64 GB RDIMM DDR4 ECC (8 x 8 GB)		256 GB RDIMM DDR4 ECC (8 x 32 GB)	128 GB RDIMM DDR4 ECC (8 x 16 GB)	64 GB RDIMM DDR4 ECC (8 x 8 GB)
Maximum Memory	1 TB+ (12 x 128 GB)				1 TB (8 x 128 GB)		
Memory Slot	12 x RDIMM DDR4				8 x RDIMM DDR4		
Drive Bay	10 x 2.5-inch U.2 PCIe NVMe / SATA 6Gbps				12 x 2.5-inch		
Hot-swappable	Yes				Yes		
M.2 Slot	-				-		
SSD Cache Acceleration Support	Yes				Yes		
Gigabit Ethernet Port (RJ45)	-				-		
2.5 Gigabit Ethernet Port (2.5G/1G/100M)	2 (2.5G/1G/100M/10M)				2 (2.5G/1G/100M/10M)		
5 Gigabit Ethernet Port (5G/2.5G/1G/100M)	Optional via a PCIe adapter				Optional via a PCIe adapter		
10 Gigabit Ethernet Port	Optional via a PCIe adapter				Optional via a PCIe adapter		
25 Gigabit Ethernet Port	2 x 25GbE SFP28 SmartNIC port				2 x 25GbE SFP28 SmartNIC port		
Thunderbolt Port	-				-		
PCIe Slot	2 Slot 1: PCIe Gen4 x16 Slot 2: PCIe Gen4 x16 For low profile PCIe cards only.				4 Slot 1: PCIe Gen 4 x16 Slot 2: PCIe Gen 4 x16 Slot 3: PCIe Gen 4 x8 Slot 4: PCIe Gen 4 x16		
USB 2.0 port	-				-		
USB 3.2 Gen 1 port	3				3		
USB 3.2 Gen 2 (10Gbps) port	-				-		
HDMI Output	-				-		
Form Factor	Rackmount				Tower		
Dimensions (HxWxD mm)	44 x 430 x 580				150 x 368 x 362		
Net Weight (kg)	10.42				8.99		
Operating Temperature	0 - 40 °C (32°F - 104°F)				0 - 40 °C (32°F - 104°F)		
Power Supply Unit	550W PSU (x2), AC 100-240 V				750W, 100-240V		
Power Consumption (w): Operating Mode, Typical	157.97				134.41		
Fan	5 x 60mm, 12VDC				2 x 92mm, 12VDC		
Kensington Security Slot	-				Yes		

	TDS-h2489FU				TDS-h2489FU	
						
Model	TDS-h2489FU-4314-1TB (By Request)	TDS-h2489FU-4314-512G (By Request)	TDS-h2489FU-4314-256G		TDS-h2489FU-4314-128G	TDS-h2489FU-4309Y-64G
Operating System	QTS / QuTS hero				QTS / QuTS hero	
CPU	2 x Intel® Xeon® Silver 4314 16-core/32-thread processor, up to 3.4 GHz		2 x Intel® Xeon® Silver 4314 16-core/32-thread processor, up to 3.4 GHz		2 x Intel® Xeon® Silver 4314 16-core/32-thread processor, up to 3.4 GHz	2 x Intel® Xeon® Silver 4309Y 8-core/16-thread processor, up to 3.6 GHz
CPU Architecture	64-bit x86				64-bit x86	
Graphic Processors	-				-	
Floating Point Unit	-				-	
Encryption Engine	Yes (AES-NI)				Yes (AES-NI)	
Hardware-accelerated Transcoding	-				-	
System Memory	1 TB RDIMM DDR4 ECC (32 x 32 GB)	512 GB RDIMM DDR4 ECC (16 x 32 GB)	256 GB RDIMM DDR4 ECC (8 x 32 GB)		128 GB RDIMM DDR4 ECC (8 x 16 GB)	64 GB RDIMM DDR4 ECC (8 x 8 GB)
Maximum Memory	-				-	
Memory Slot	32 x RDIMM DDR4 ECC (16 x slots per socket)				32 x RDIMM DDR4 ECC (16 x slots per socket)	
Drive Bay	24 x 2.5-inch				24 x 2.5-inch	
Hot-swappable	Yes				Yes	
M.2 Slot	2 Slot 1: M.2 2280 NVMe PCIe Gen 3 x4 or SATA 6Gb/s Slot 2: M.2 2280 NVMe PCIe Gen 3 x2 or SATA 6Gb/s				2 Slot 1: M.2 2280 NVMe PCIe Gen 3 x4 or SATA 6Gb/s Slot 2: M.2 2280 NVMe PCIe Gen 3 x2 or SATA 6Gb/s	
SSD Cache Acceleration Support	Yes				Yes	
Gigabit Ethernet Port (RJ45)	-				-	
2.5 Gigabit Ethernet Port (2.5G/1G/100M)	4 (2.5G/1G/100M/10M)				4 (2.5G/1G/100M/10M)	
5 Gigabit Ethernet Port (5G/2.5G/1G/100M)	Optional via a PCIe adapter				Optional via a PCIe adapter	
10 Gigabit Ethernet Port	Optional via a PCIe adapter				Optional via a PCIe adapter	
25 Gigabit Ethernet Port	2 x 25GbE SFP28 SmartNIC port				2 x 25GbE SFP28 SmartNIC port	
Thunderbolt Port	-				-	
PCIe Slot	2 Slot 1: PCIe Gen4 x16 Slot 2: PCIe Gen4 x8 *Slot 2 is preinstalled with a 25GbE network adapter. **Slot 1 provides the width of PCIe Gen4 x16 when Slot 2 is not in use, and provides the width of PCIe Gen4 x8 when Slot 2 is in use.				2 Slot 1: PCIe Gen4 x16 Slot 2: PCIe Gen4 x8 *Slot 2 is preinstalled with a 25GbE network adapter. **Slot 1 provides the width of PCIe Gen4 x16 when Slot 2 is not in use, and provides the width of PCIe Gen4 x8 when Slot 2 is in use.	
USB 2.0 port	-				-	
USB 3.2 Gen 1 port	4				4	
USB 3.2 Gen 2 (10Gbps) port	-				-	
HDMI Output	-				-	
Form Factor	Rackmount				Rackmount	
Dimensions (HxWxD mm)	88.3 x 446.2 x 713.2				88.3 x 446.2 x 713.2	
Net Weight (kg)	21.31				21.31	
Operating Temperature	0 - 35°C (32°F - 95°F)				0 - 35°C (32°F - 95°F)	
Power Supply Unit	1200W PSU(x2), 100-240Vac Max Wattage: 1200W@200-240Vac 1000W@100-127Vac				1200W PSU(x2), 100-240Vac Max Wattage: 1200W@200-240Vac 1000W@100-127Vac	
Power Consumption (w): Operating Mode, Typical	467.59				467.59	
Fan	6 x 60mm, 12VDC				6 x 60mm, 12VDC	
Kensington Security Slot	-				-	




Connectivité 10GbE :
L'avenir, c'est maintenant!



	TS-431XeU		TS-435XeU		TVS-h1288X	TVS-h1688X
						
Model	TS-431XeU-2G	TS-431XeU-8G	TS-435XeU-4G		TVS-h1288X-W1250-16G	TVS-h1688X-W1250-32G
Operating System	QTS		QTS		QTS / QuTS hero	QTS / QuTS hero
CPU	AnnapurnaLabs Alpine AL314 32-bit ARM® Cortex-A15 quad-core 1.7GHz processor		Marvell OCTEON TX2™ CN9130 / CN9131 ARMv8 Cortex-A72 4-core 2.2GHz processor		Intel® Xeon® W-1250 6-core/12-thread processor, up to 4.7 GHz	Intel® Xeon® W-1250 6-core/12-thread processor, up to 4.7 GHz
CPU Architecture	32-bit ARM		64-bit ARM		64-bit x86	64-bit x86
Graphic Processors	-		-		Intel® UHD Graphics P630	Intel® UHD Graphics P630
Floating Point Unit	Yes		Yes		Yes	Yes
Encryption Engine	Yes		Yes		Yes (AES-NI)	Yes (AES-NI)
Hardware-accelerated Transcoding	-		-		Yes	Yes
System Memory	2 GB SODIMM DDR3 (1 x 2 GB)	8 GB SODIMM DDR3 (1 x 8 GB)	4 GB SODIMM DDR4 (1 x 4GB)		16 GB ECC UDIMM DDR4 (2 x 8 GB)	32GB ECC UDIMM DDR4 (2 x 16 GB)
Maximum Memory	8 GB (1 x 8 GB)		32 GB (1 x 32 GB)		128 GB (4 x 32 GB)	128 GB (4 x 32 GB)
Memory Slot	1 x SO-DIMM DDR3		1 x SODIMM DDR4		4 x Long-DIMM DDR4	4 x Long-DIMM DDR4
Drive Bay	4 x 3.5-inch SATA 6Gb/s, 3Gb/s		4 x 3.5-inch SATA 6Gb/s, 3Gb/s		8 x 3.5-inch SATA 6Gb/s, 3Gb/s + 4 x 2.5-inch SATA 6Gb/s, 3Gb/s	12 x 3.5-inch SATA 6Gb/s, 3Gb/s + 4 x 2.5-inch SATA 6Gb/s, 3Gb/s
Hot-swappable	Yes		Yes		Yes	Yes
M.2 slot	-		2 x M.2 2280 PCIe Gen 3 x1 slots		2 x M.2 22110/2280 NVMe PCIe Gen3 x4 slots	2 x M.2 22110/2280 NVMe PCIe Gen3 x4 slots
SSD Cache Acceleration Support	Yes		Yes		Yes	Yes
Gigabit Ethernet Port (RJ45)	2		-		-	-
2.5 Gigabit Ethernet Port (2.5G/1G/100M)	-		2 (2.5G/1G/100M)		4 (also support 10M)	4 (also support 10M)
5 Gigabit Ethernet Port (5G/2.5G/1G/100M)	-		-		Optional via a PCIe adapter	Optional via a PCIe adapter
10 Gigabit Ethernet Port	1 x 10GbE SFP+		2 x 10GbE SFP+		2 x 10GBASE-T (10G/1G)	2 x 10GBASE-T (10G/1G)
25 Gigabit Ethernet Port	-		-		Optional via a PCIe adapter	Optional via a PCIe adapter
Thunderbolt Port	-		-		Optional via the QXP-T32P 2-port Thunderbolt 3 PCIe adapter	Optional via the QXP-T32P 2-port Thunderbolt 3 PCIe adapter
PCIe Slot	-		2		3 Slot 1: PCIe Gen3 x8 Slot 2: PCIe Gen3 x4 Slot 3: PCIe Gen3 x4 *Slot 1 is preinstalled with a 2-port 10GbE network adapter.	3 Slot 1: PCIe Gen3 x8 Slot 2: PCIe Gen3 x4 Slot 3: PCIe Gen3 x4 *Slot 1 is preinstalled with a 2-port 10GbE network adapter.
USB 2.0 port	-		2		-	-
USB 3.2 Gen 1 port	4		-		-	-
USB 3.2 Gen 2 (10Gbps) Port	-		-		2 x Type-C 3 x Type-A	2 x Type-C 4 x Type-A
HDMI Output	-		1U Rackmount		1, HDMI 1.4b (up to 4096 x 2160 @ 30Hz)	1, HDMI 1.4b (up to 4096 x 2160 @ 30Hz)
Form Factor	1U Rackmount		-		Tower	Tower
Dimensions (HxWxD mm)	44 x 439 x 291		43.3 × 430 × 292.12		234.6 x 369.9 x 319.8	303.84 x 369.89 x 319.8
Net Weight (kg)	4.15		4.17		11.27	13.41
Operating temperature	0 - 40 °C (32°F - 104°F)		0 - 40 °C (32°F - 104°F)		0 - 40°C (32°F - 104°F)	0 - 40°C (32°F - 104°F)
Power Supply Unit	Open-frame 100W, Input: 100V-240V ~ / 3.5A, 50Hz-60Hz		100W PSU, 100-240V		550W PSU, 100~240V	550W PSU, 100~240V
Power Consumption (w): Operating Mode, Typical	30.99		30.878 W		97.492	108.67
Fan	System fan: 3 x 40mm, 12VDC		3 x 40mm, 12VDC		System fan: 3 x 80mm, 12VDC CPU fan: 2 x 97mm, 12VDC	System fan: 3 x 80mm, 12VDC CPU fan: 2 x 97mm, 12VDC
Kensington Security Slot	Yes		Yes		Yes	Yes



	TS-h987XU-RP	TS-h1887XU-RP		TS-h2287XU-RP		TS-h3087XU-RP
						
Model	TS-h987XU-RP-E2334-16G	TS-h1887XU-RP-E2334-16G	TS-h1887XU-RP-E2336-32G	TS-h2287XU-RP-E2336-32G	TS-h2287XU-RP-E2378-64G	TS-h3087XU-RP-E2378-64G
Operating System	QTS / QuTS hero	QTS / QuTS hero		QTS / QuTS hero		QTS / QuTS hero
CPU	Intel® Xeon® E-2334 4C 8T 3.4GHz, up to 4.8GHz	Intel® Xeon® E-2334 4C 8T 3.4GHz, up to 4.8GHz	Intel® Xeon® E-2336 6C 12T 2.9GHz, up to 4.8GHz	Intel® Xeon® E-2336 6C 12T 2.9GHz, up to 4.8GHz	Intel® Xeon® E-2378 8C 16T 2.6GHz, up to 4.8GHz	Intel® Xeon® E-2378 8C 16T 2.6GHz, up to 4.8GHz
CPU Architecture	64-bit x86	64-bit x86		64-bit x86		64-bit x86
Graphic Processors	Optional via a PCIe adapter	Optional via a PCIe adapter		Optional via a PCIe adapter		Optional via a PCIe adapter
Floating Point Unit	Yes	Yes		Yes		Yes
Encryption Engine	Yes (AES-NI)	Yes (AES-NI)		Yes (AES-NI)		Yes (AES-NI)
Hardware-accelerated Transcoding	-	-		-		-
System Memory	16 GB ECC DDR4 (1 x 16 GB)	16 GB ECC DDR4 (1 x 16 GB)	32 GB ECC DDR4 (2 x 16 GB)	32 GB ECC DDR4 (2 x 16 GB)	64 GB ECC DDR4 (4 x 16 GB)	64 GB ECC DDR4 (4 x 16 GB)
Maximum Memory	128GB (4 x 32 GB)	128GB (4 x 32 GB)		128GB (4 x 32 GB)		128GB (4 x 32 GB)
Memory Slot	4 x Long-DIMM DDR4	4 x Long-DIMM DDR4		4 x Long-DIMM DDR4.		4 x Long-DIMM DDR4
Drive Bay	9 (4 x 3.5-inch SATA + 5 x 2.5-inch U.2 PCIe / SATA) 2.5-inch bays: #1: PCIe Gen3 x2 & SATA 6Gbps #2: PCIe Gen3 x2 & SATA 6Gbps #3: PCIe Gen3 x2 & SATA 6Gbps #4: PCIe Gen4 x4 & SATA 6Gbps #5: PCIe Gen4 x4 & SATA 6Gbps	18 (12 x 3.5-inch SATA + 6 x 2.5-inch SATA)		22 (16 x 3.5-inch SATA + 6 x 2.5-inch SATA)		30 (24 x 3.5-inch SATA + 6 x 2.5-inch SATA)
Hot-swappable	Yes	Yes		Yes		Yes
M.2 Slot	Optional via a QM2 PCIe adapter	Optional via a QM2 PCIe adapter	Optional via a QM2 PCIe adapter	Optional via a QM2 PCIe adapter		Optional via a QM2 PCIe adapter
SSD Cache Acceleration Support	Yes	Yes		Yes		Yes
Gigabit Ethernet Port (RJ45)	-	-		-		-
2.5 Gigabit Ethernet Port (2.5G/1G/100M)	2 (2.5G/1G/100M)	2 (2.5G/1G/100M)		2 (2.5G/1G/100M)		2 (2.5G/1G/100M)
5 Gigabit Ethernet Port (5G/2.5G/1G/100M)	Optional via a PCIe adapter	Optional via a PCIe adapter		Optional via a PCIe adapter		Optional via a PCIe adapter
10 Gigabit Ethernet Port	2 x 10GBASE-T (10G/5G/2,5G/1G/100M)	2 x 10GBASE-T (10G/5G/2,5G/1G/100M)		2 x 10GBASE-T (10G/5G/2,5G/1G/100M)		2 x 10GBASE-T (10G/5G/2,5G/1G/100M)
25 Gigabit Ethernet Port	Optional via a PCIe adapter	Optional via a PCIe adapter		Optional via a PCIe adapter		Optional via a PCIe adapter
Thunderbolt Port	-	-		-		-
PCIe Slot	1 x Gen4 x8	3 (2 x Gen4 x4 +1 x Gen 4 x8)		3 (2 x Gen4 x4 +1 x Gen 4 x8)		3 (2 x Gen4 x4 +1 x Gen 4 x8)
USB 2.0 port	-	-		-		-
USB 3.2 Gen 1 port	-	-		-		-
USB 3.2 Gen 2 (10Gbps) port	4 x Type-A USB 3.2 Gen 2 5V/1A 10Gbps	4 x Type-A USB 3.2 Gen 2 5V/1A 10Gbps		4 x Type-A USB 3.2 Gen 2 5V/1A 10Gbps		4 x Type-A USB 3.2 Gen 2 5V/1A 10Gbps
HDMI Output	-	Optional via a PCIe adapter		Optional via a PCIe adapter		Optional via a PCIe adapter
Form Factor	1U Rackmount	2U Rackmount		3U Rackmount		4U Rackmount
Dimensions (HxWxD mm)	43.3 x 430 x 479	88.6 x 432 x 511.2		131.3 x 482.2 x 550.8		176.2 x 441.6 x 630.2
Net Weight (kg)	8.43	13		15.64		21.78
Operating Temperature	0 - 40 °C (32°F - 104°F)	0 - 40 °C (32°F - 104°F)		0 - 40 °C (32°F - 104°F)		0 - 40 °C (32°F - 104°F)
Power Supply Unit	2 x 300W PSU	2 x 550W PSU		2 x 550W PSU		2 x 800W PSU
Power Consumption (w): Operating Mode, Typical	120.58	148.94		228		219.03
Fan	4 x 40mm, 12VDC	4 x 60mm, 12VDC		3 x 60mm + 1 x 80mm, 12VDC		4 x 80mm, 12VDC
Kensington Security Slot	-	-		-		-

	TS-877XU-RP	TS-h1886XU-RP R2		TVS-472XT	TVS-672XT	TVS-872XT
						
Model	TS-877XU-RP-3600-8G	TS-h1886XU-RP-R2-D1622-32G		TVS-472XT-i3-4G	TVS-672XT-i3-8G	TVS-872XT-i5-16G
Operating System	QTS	QTS / QuTS hero		QTS / QuTS hero	QTS / QuTS hero	QTS / QuTS hero
CPU	AMD Ryzen™ 5 3600 6-core/12-thread processor, burst up to 4.2 GHz	Intel® Xeon® D-1622 4-core processor, burst up to 3.2 GHz		Intel® Core™ i3-8100T 4-core/4-thread 3.1 GHz Processor	Intel® Core™ i3-8100T 4-core/4-thread 3.1 GHz Processor	Intel® Core™ i5-8400T 6-core/6-thread Processor, burst up to 3.3 GHz
CPU Architecture	64-bit x86	64-bit x86		64-bit x86	64-bit x86	64-bit x86
Graphic Processors	-	-		Intel® UHD Graphics 630	Intel® UHD Graphics 630	Intel® UHD Graphics 630
Floating Point Unit	Yes	Yes		Yes	Yes	Yes
Encryption Engine	Yes (AES-NI)	Yes (AES-NI)		Yes (AES-NI)	Yes (AES-NI)	Yes (AES-NI)
Hardware-accelerated Transcoding	-	-		Yes	Yes	Yes
System Memory	8 GB UDIMM DDR4 (2 x 4GB)	32 GB UDIMM DDR4 ECC (2 x 16GB)		4 GB SODIMM DDR4 (1 x 4 GB)	8 GB SODIMM DDR4 (2 x 4 GB)	16 GB SODIMM DDR4 (2 x 8 GB)
Maximum Memory	64 GB (4 x 16 GB)	128 GB (4 x 32 GB)		64 GB (2 x 32 GB)	64 GB (2 x 32 GB)	64 GB (2 x 32 GB)
Memory Slot	4 x Long-DIMM DDR4	4 x UDIMM DDR4		2 x SO-DIMM DDR4	2 x SO-DIMM DDR4	2 x SO-DIMM DDR4
Drive Bay	8 x 3.5-inch SATA 6Gb/s, 3Gb/s	Front: 12 x 3.5-inch SATA 6Gb/s, 3Gb/s Rear: 6 x 2.5-inch SATA 6Gb/s, 3Gb/s		4 x 3.5-inch SATA 6Gb/s, 3Gb/s	6 x 3.5-inch SATA 6Gb/s, 3Gb/s	8 x 3.5-inch SATA 6Gb/s, 3Gb/s
Hot-swappable	Yes	Yes		Yes	Yes	Yes
M.2 slot	-			2 x M.2 2280 PCIe Gen3 x2 slots	2 x M.2 2280 PCIe Gen3 x2 slots	2 x M.2 2280 PCIe Gen3 x2 slots
SSD Cache Acceleration Support	Yes	Yes		Yes	Yes	Yes
Gigabit Ethernet Port (RJ45)	2			2	2	2
2.5 Gigabit Ethernet Port (2.5G/1G/100M)	Optional via a PCIe adapter	4 (2.5G/1G/100M)		Optional via a PCIe adapter	Optional via a PCIe adapter	Optional via a PCIe adapter
5 Gigabit Ethernet Port (5G/2.5G/1G/100M)	Optional via a PCIe adapter	Optional via a PCIe adapter		Optional via a PCIe adapter	Optional via a PCIe adapter	Optional via a PCIe adapter
10 Gigabit Ethernet Port	2 x 10GbE SFP+ SmartNIC port	2 x 10GbE SFP+ SmartNIC port Pre-installed with a 10GbE PCIe adapter		1 x 10GBASE-T (10G/5G/2.5G/1G/100M)	1 x 10GBASE-T (10G/5G/2.5G/1G/100M)	1 x 10GBASE-T (10G/5G/2.5G/1G/100M)
25 Gigabit Ethernet Port	Optional via a PCIe adapter	Optional via a PCIe adapter		Optional via a PCIe adapter	Optional via a PCIe adapter	Optional via a PCIe adapter
Thunderbolt Port	-	-		2 (Thunderbolt™ 3)	2 (Thunderbolt™ 3)	2 (Thunderbolt™ 3)
PCIe Slot	4 Slot 1: PCIe Gen 3 x4 Slot 2: PCIe Gen 3 x8 or PCIe Gen 3 x4* Slot 3: PCIe Gen 3 x4 Slot 4: PCIe Gen 3 x8 or PCIe Gen 3 x4** *Slot 2 provides the width of PCIe Gen.3 x8 when Slot 1 is not in use, and provides the width of PCIe Gen.3 x4 when Slot 1 is in use. **Slot 3 provides the width of PCIe Gen.3 x8 when Slot 4 is not in use, and provides the width of PCIe Gen.3 x4 when Slot 4 is in use.	3 Slot 1: PCIe Gen 2 x4 (x8 Slot) Slot 2: PCIe Gen 3 x4 Slot 3: PCIe Gen 3 x8 or x4 (x8 Slot) *Slot 3 is preinstalled with a 10GbE network adapter. **Slot 3 provides the width of PCIe Gen 3 x8 when Slot 2 is not in use, and provides the width of PCIe Gen 3 x4 when Slot 2 is in use.		2 Slot 1: PCIe Gen 3 x16 (CPU) Slot 2: PCIe Gen 3 x4 (PCH) Slot 1 is preinstalled with a Thunderbolt 3 adapter	2 Slot 1: PCIe Gen 3 x16 (CPU) Slot 2: PCIe Gen 3 x4 (PCH) Slot 1 is preinstalled with a Thunderbolt 3 adapter	2 Slot 1: PCIe Gen 3 x16 (CPU) Slot 2: PCIe Gen 3 x4 (PCH) Slot 1 is preinstalled with a Thunderbolt 3 adapter
USB 2.0 port	-	-		-	-	-
USB 3.2 Gen 1 port	4	2		1	1	1
USB 3.2 Gen 2 (10Gbps) Port	1 x Type-C USB 3.2 Gen 2 10Gbps 1 x Type-A USB 3.2 Gen 2 10Gbps	-		2 x Type-C USB 3.2 Gen 2 10Gbps 2 x Type-A USB 3.2 Gen 2 10Gbps	2 x Type-C USB 3.2 Gen 2 10Gbps 2 x Type-A USB 3.2 Gen 2 10Gbps	2 x Type-C USB 3.2 Gen 2 10Gbps 2 x Type-A USB 3.2 Gen 2 10Gbps
HDMI Output	Optional via a PCIe adapter	-		1, HDMI 2.0 (up to 3840 x 2160 @ 60Hz)	1, HDMI 2.0 (up to 3840 x 2160 @ 60Hz)	1, HDMI 2.0 (up to 3840 x 2160 @ 60Hz)
Form Factor	2U Rackmount	Rackmount		Tower	Tower	Tower
Dimensions (HxWxD mm)	88.3 x 482 x 562	88.3 x 482 x 549.7		188.2 x 199.3 x 279.6	188.2 x 264.3 x 279.6	188.2 x 329.3 x 279.6
Net Weight (kg)	13.31	12.73		5.4	6.553	7.06
Operating temperature	0 - 40 °C (32°F - 104°F)	0 - 40 °C (32°F - 104°F)		0 - 40 °C (32°F - 104°F)	0 - 40 °C (32°F - 104°F)	0 - 40 °C (32°F - 104°F)
Power Supply Unit	300W (x2), 100-240V	550W(x2), 100-240V		250W, 100-240V	250W, 100-240V	250W, 100-240V
Power Consumption (w): Operating Mode, Typical	86.04	117.92		37.32	45.6	65.03
Fan	System fan: 2 x 70mm, 12VDC	System fan: 3 x 60mm, 12VDC		System fan: 1 x 120mm, 12VDC CPU fan: 2 x 60mm blower fan	System fan: 2 x 92mm, 12VDC CPU fan: 2 x 60mm blower fan	System fan: 2 x 120mm, 12VDC CPU fan: 2 x 60mm blower fan
Kensington Security Slot	-	-		Yes	Yes	Yes

	TS-h1277XU-RP		TS-h1677XU-RP		TS-h2477XU-RP	TS-1232PXU-RP
						
Model	TS-h1277XU-RP-3700X-128G	TS-h1277XU-RP-3700X-32G	TS-h1677XU-RP-3700X-32G		TS-h2477XU-RP-3700X-32G	TS-1232PXU-RP-4G
Operating System	QTS / QuTS hero		QTS / QuTS hero		QTS / QuTS hero	QTS
CPU	AMD Ryzen™ 7 3700X 8-core/ 16-thread processor, burst up to 4.4 GHz	AMD Ryzen™ 7 3700X 8-core/ 16-thread processor, burst up to 4.4 GHz	AMD Ryzen™ 7 3700X 8-core/16-thread processor, burst up to 4.4 GHz		AMD Ryzen™ 7 3700X 8-core/16-thread processor, burst up to 4.4 GHz	AnnapurnaLabs Alpine AL324 64-bit ARM® Cortex-A57 quad-core 1.7GHz processor
CPU Architecture	64-bit x86		64-bit x86		64-bit x86	64-bit ARM
Graphic Processors	-		-		-	-
Floating Point Unit	Yes		Yes		Yes	Yes
Encryption Engine	Yes (AES-NI)		Yes (AES-NI)		Yes (AES-NI)	Yes
Hardware-accelerated Transcoding	-		-		-	-
System Memory	128 GB UDIMM DDR4 (4 x 32GB)	32 GB UDIMM DDR4 (2 x 16GB)	32 GB UDIMM DDR4 (2 x 16GB)		32 GB UDIMM DDR4 (2 x 16GB)	4 GB UDIMM DDR4 (1 x 4 GB)
Maximum Memory	128 GB (4 x 32 GB)		128 GB (4 x 32 GB)		128 GB (4 x 32 GB)	16 GB (1 x 16 GB)
Memory Slot	4 x Long-DIMM DDR4		4 x Long-DIMM DDR4		4 x Long-DIMM DDR4	1 x Long-DIMM DDR4
Drive Bay	12 x 3.5-inch SATA 6Gb/s, 3Gb/s		16 x 3.5-inch SATA 6Gb/s, 3Gb/s		24 x 3.5-inch SATA 6Gb/s, 3Gb/s	12 x 3.5-inch SATA 6Gb/s, 3Gb/s
Hot-swappable	Yes		Yes		Yes	Yes
M.2 slot	-		-		-	Optional via a PCIe adapter
SSD Cache Acceleration Support	Yes		Yes		Yes	Yes
Gigabit Ethernet Port (RJ45)	2		2		2	-
2.5 Gigabit Ethernet Port (2.5G/1G/100M)	Optional via a PCIe adapter		Optional via a PCIe adapter		Optional via a PCIe adapter	2 (also support 10M)
5 Gigabit Ethernet Port (5G/2.5G/1G/100M)	Optional via a PCIe adapter		Optional via a PCIe adapter		Optional via a PCIe adapter	-
10 Gigabit Ethernet Port	2 x 10GbE SFP+ SmartNIC port, 2 x 10GBase-T port		2 x 10GbE SFP+ SmartNIC port		2 x 10GbE SFP+ SmartNIC port	2 x 10GbE SFP+
25 Gigabit Ethernet Port	Optional via a PCIe adapter		Optional via a PCIe adapter		Optional via a PCIe adapter	-
Thunderbolt Port	-		-		-	-
PCIe Slot	4 Slot 1: PCIe Gen 3 x4 Slot 2: PCIe Gen 3 x8 or PCIe Gen 3 x4* Slot 3: PCIe Gen 3 x4 Slot 4: PCIe Gen 3 x8 or PCIe Gen 3 x4** *Slot 2 provides the width of PCIe Gen.3 x8 when Slot 1 is not in use, and provides the width of PCIe Gen.3 x4 when Slot 1 is in use. **Slot 3 provides the width of PCIe Gen.3 x8 when Slot 4 is not in use, and provides the width of PCIe Gen.3 x4 when Slot 4 is in use. ***PCIe slot 4 is preinstalled with a 10GbE network adapter		4 Slot 1: PCIe Gen 3 x4 Slot 2: PCIe Gen 3 x8 or PCIe Gen 3 x4* Slot 3: PCIe Gen 3 x4 Slot 4: PCIe Gen 3 x8 or PCIe Gen 3 x4** *Slot 2 provides the width of PCIe Gen.3 x8 when Slot 1 is not in use, and provides the width of PCIe Gen.3 x4 when Slot 1 is in use. **Slot 3 provides the width of PCIe Gen.3 x8 when Slot 4 is not in use, and provides the width of PCIe Gen.3 x4 when Slot 4 is in use.		4 Slot 1: PCIe Gen 3 x4 Slot 2: PCIe Gen 3 x8 or PCIe Gen 3 x4* Slot 3: PCIe Gen 3 x8 or PCIe Gen 3 x4** Slot 4: PCIe Gen 3 x4 *Slot 2 provides the width of PCIe Gen.3 x8 when Slot 1 is not in use, and provides the width of PCIe Gen.3 x4 when Slot 1 is in use. **Slot 3 provides the width of PCIe Gen.3 x8 when Slot 4 is not in use, and provides the width of PCIe Gen.3 x4 when Slot 4 is in use. ***PCIe slot 4 is preinstalled with a 10GbE network adapter	1 Slot 1: PCIe Gen 2 x2 PCIe bandwidth limitations will restrict the NAS 10GbE performance.
USB 2.0 port	-		-		-	-
USB 3.2 Gen 1 port	4		4		4	4
USB 3.2 Gen 2 (10Gbps) Port	1 x Type-C USB 3.2 Gen 2 10Gbps 1 x Type-A USB 3.2 Gen 2 10Gbps		1 x Type-C USB 3.2 Gen 2 10Gbps 1 x Type-A USB 3.2 Gen 2 10Gbps		1 x Type-C USB 3.2 Gen 2 10Gbps 1 x Type-A USB 3.2 Gen 2 10Gbps	-
HDMI Output	-		-		-	-
Form Factor	2U Rackmount		3U Rackmount		4U Rackmount	2U Rackmount
Dimensions (HxWxD mm)	88.3 x 482 x 562		130 x 481 x 573.5		176.15 x 481.04 x 672.02	89 x 482 x 534
Net Weight (kg)	13.73		15.26		22.66	11.34
Operating temperature	0 - 40 °C (32°F - 104°F)		0 - 40 °C (32°F - 104°F)		0 - 40 °C (32°F - 104°F)	0 - 40 °C (32°F - 104°F)
Power Supply Unit	300W (x2), 100-240V		500W(x2), 100-240V		800W(x2), 100-240V	250W (x2) PSU, 100 - 240V
Power Consumption (w): Operating Mode, Typical	106.66		136.45		143.97	83.57
Fan	System fan: 2 x 70mm, 12VDC		System fan: 4 x 92mm, 12VDC		System fan: 4 x 92mm, 12VDC	2 x 70mm, 12VDC
Kensington Security Slot	-		-		-	-




	TS-832PXU-RP	TS-832PXU		TS-432PXU-RP	TS-432PXU
					
Model	TS-832PXU-RP-4G	TS-832PXU-4G		TS-432PXU-RP-2G	TS-432PXU-2G
Operatingnng System	QTS	QTS		QTS	QTS
CPU	AnnapurnaLabs Alpine AL324 64-bit ARM® Cortex-A57 quad-core 1.7GHz processor	AnnapurnaLabs Alpine AL324 64-bit ARM® Cortex-A57 quad-core 1.7GHz processor		AnnapurnaLabs Alpine AL324 64-bit ARM® Cortex-A57 quad-core 1.7GHz processor	AnnapurnaLabs Alpine AL324 64-bit ARM® Cortex-A57 quad-core 1.7GHz processor
CPU Architecture	64-bit ARM	64-bit ARM		64-bit ARM	64-bit ARM
Graphic Processors	-	-		-	-
Floating Point Unit	Yes	Yes		Yes	Yes
Encryption Engine	Yes	Yes		Yes	Yes
Hardware-accelerated Transcoding	-	-		-	-
System Memory	4 GB UDIMM DDR4 (1 x 4 GB)	4 GB UDIMM DDR4 (1 x 4 GB)		2 GB UDIMM DDR4 (1 x 2 GB)	2 GB UDIMM DDR4 (1 x 2 GB)
Maximum Memory	16 GB (1 x 16 GB)	16 GB (1 x 16 GB)		16 GB (1 x 16 GB)	16 GB (1 x 16 GB)
Memory Slot	1 x Long-DIMM DDR4	1 x Long-DIMM DDR4		1 x Long-DIMM DDR4	1 x Long-DIMM DDR4
Drive Bay	8 x 3.5-inch SATA 6Gb/s, 3Gb/s	8 x 3.5-inch SATA 6Gb/s, 3Gb/s		4 x 3.5" SATA 6Gb/s, 3Gb/s	4 x 3.5" SATA 6Gb/s, 3Gb/s
Hot-swappable	Yes	Yes		Yes	Yes
M.2 slot	Optional via a PCIe adapter	Optional via a PCIe adapter		Optional via a PCIe adapter	Optional via a PCIe adapter
SSD Cache Acceleration Support	Yes	Yes		Yes	Yes
Gigabit Ethernet Port (RJ45)	-	-		-	-
2.5 Gigabit Ethernet Port (2.5G/1G/100M)	2 (also support 10M)	2 (also support 10M)		2 (also support 10M)	2 (also support 10M)
5 Gigabit Ethernet Port (5G/2.5G/1G/100M)	-	-		-	-
10 Gigabit Ethernet Port	2 x 10GbE SFP+	2 x 10GbE SFP+		2 x 10GbE SFP+	2 x 10GbE SFP+
25 Gigabit Ethernet Port	-	-		-	-
Thunderbolt Port	-	-		-	-
PCIe Slot	1 Slot 1: PCIe Gen 2 x2 PCIe bandwidth limitations will restrict the NAS 10GbE performance.	1 Slot 1: PCIe Gen 2 x2 PCIe bandwidth limitations will restrict the NAS 10GbE performance.		1 Slot 1: PCIe Gen 2 x2 PCIe bandwidth limitations will restrict the NAS 10GbE performance.	1 Slot 1: PCIe Gen 2 x2 PCIe bandwidth limitations will restrict the NAS 10GbE performance.
USB 2.0 port	-	-		-	-
USB 3.2 Gen 1 port	4	4		4	4
USB 3.2 Gen 2 (10Gbps) Port	-	-		-	-
HDMI Output	-	-		-	-
Form Factor	2U Rackmount	2U Rackmount		1U Rackmount	1U Rackmount
Dimensions (HxWxD mm)	89 x 482 x 534	89 x 482 x 534		44 x 439 x 499	44 x 439 x 499
Net Weight (kg)	10.94	9.45		8.12	6.53
Operating temperature	0 - 40 °C (32°F - 104°F)	0 - 40 °C (32°F - 104°F)		0 - 40 °C (32°F - 104°F)	0 - 40 °C (32°F - 104°F)
Power Supply Unit	250W (x2) PSU, 100 - 240V	250W PSU, 100 - 240V		250W (x2) PSU, 100 - 240V	250W PSU, 100 - 240V
Power Consumption (w): Operating Mode, Typical	69.191	56.412		53.343	39.558
Fan	2 x 70mm, 12VDC	2 x 70mm, 12VDC		2 x 40mm, 12VDC	2 x 40mm, 12VDC
Kensington Security Slot	-	-		-	-

	TS-431KX	TS-431X3		TS-932PX	TS-832PX
					
Model	TS-431KX-2G	TS-431X3-4G		TS-932PX-4G	TS-832PX-4G
Operating System	QTS	QTS		QTS	QTS
CPU	AnnapurnaLabs, an Amazon company Alpine AL214, 4-core, 1.7GHz	AnnapurnaLabs, an Amazon company Alpine AL314, 4-core, 1.7GHz		AnnapurnaLabs Alpine AL324 ARM® Cortex-A57 quad-core 1.7GHz processor	AnnapurnaLabs Alpine AL324 ARM® Cortex-A57 quad-core 1.7GHz processor
CPU Architecture	32-bit ARM	32-bit ARM		64-bit ARM	64-bit ARM
Graphic Processors	-	-		-	-
Floating Point Unit	Yes	Yes		Yes	Yes
Encryption Engine	Yes	Yes		Yes	Yes
Hardware-accelerated Transcoding	-	-		-	-
System Memory	2 GB SODIMM DDR3 (1 x 2 GB)	4 GB SODIMM DDR3 (1 x 4 GB)		4 GB SODIMM DDR4 (1 x 4 GB)	4 GB SODIMM DDR4(1 x 4 GB)
Maximum Memory	8 GB (1 x 8 GB)	8 GB (1 x 8 GB)		16 GB (1 x 16 GB)	16 GB (1 x 16 GB)
Memory Slot	1 x SO-DIMM DDR3	1 x SO-DIMM DDR3		1 x SO-DIMM DDR4	1 x SO-DIMM DDR4
Drive Bay	4x 3.5-inch SATA 6Gb/s, 3Gb/s	4x 3.5-inch SATA 6Gb/s, 3Gb/s		5x 3.5-inch+ 4 x 2.5-inch SATA 6Gb/s	8 x 3.5-inch SATA 6Gb/s, 3Gb/s
Hot-swappable	Yes	Yes		Yes	Yes
M.2 slot	-	-		-	Optional via a PCIe adapter
SSD Cache Acceleration Support	Yes	Yes		Yes	Yes
Gigabit Ethernet Port (RJ45)	2	1		-	-
2.5 Gigabit Ethernet Port (2.5G/1G/100M)	-	1		2 (also support 10M)	2 (also support 10M)
5 Gigabit Ethernet Port (5G/2.5G/1G/100M)	-	-		-	-
10 Gigabit Ethernet Port	1 x 10GbE SFP+	1 x 10GbE SFP+		2 x 10GbE SFP+	2 x 10GbE SFP+
25 Gigabit Ethernet Port	-	-		-	-
Thunderbolt Port	-	-		-	-
PCIe Slot	-	-		-	1 Slot 1: PCIe Gen 2 x2 PCIe bandwidth limitations will restrict the NAS 10GbE performance.
USB 2.0 port	-	-		-	-
USB 3.2 Gen 1 port	3	3		3	3
USB 3.2 Gen 2 (10Gbps) Port	-	-		-	-
HDMI Output	-	-		-	-
Form Factor	Tower	Tower		Tower	Tower
Dimensions (HxWxD mm)	169 x 160 x 219	169 x 160 x 219		182.7 x 224.6 x 224.1	188.2 x 329.3 x 280.8
Net Weight (kg)	2.01	2.01		3.39	6.38
Operating temperature	0 - 40 °C (32°F - 104°F)	0 - 40 °C (32°F - 104°F)		0 - 40 °C (32°F - 104°F)	0 - 40 °C (32°F - 104°F)
Power Supply Unit	90W Adapter, 100-240V	90W Adapter, 100-240V		External, 120 W, AC 100 to 240 V	250W, 100-240V AC, 50/60Hz, 3.5A
Power Consumption (w): Operating Mode, Typical	26.7	-		-	50.858
Fan	1 x 120mm, 12VDC	1 x 120mm, 12VDC		1 x 140mm, 12VDC	System fan: 2 x 120mm, 12VDC CPU fan: 1 x 60mm
Kensington Security Slot	Yes	Yes		Yes	Yes

	TS-i410X	TS-h973AX	
			
Model	TS-i410X-8G	TS-h973AX-32G	TS-h973AX-8G
Operating System	QTS	QTS / QuTS hero	
CPU	Intel® Atom® x6425E 4-core/4-thread processor, burst up to 3.0 GHz	AMD Ryzen™ Embedded V1500B 4-core/8-thread 2.2 GHz processor	
CPU Architecture	64-bit x86	64-bit x86	
Graphic Processors	Intel® UHD Graphics for 10th Gen Intel® Processors	-	
Floating Point Unit	Yes	Yes	
Encryption Engine	Yes (AES-NI)	Yes (AES-NI)	
Hardware-accelerated Transcoding	Yes	-	
System Memory	8 GB on board (non-expandable) Note: Reserves some RAM for use as shared graphics memory.	32 GB SO-DIMM DDR4 (2 x 16 GB)	8 GB SO-DIMM DDR4 (1 x 8 GB)
Maximum Memory	8 GB on board (non-expandable)	64 GB (2 x 32 GB)	
Memory Slot	-	2 x SO-DIMM DDR4 Support optional ECC memory	
Drive Bay	4 x 2.5-inch SATA 6Gb/s, 3Gb/s	5 x 3.5-inch + 4 x 2.5-inch	
Hot-swappable	Yes	Yes	
M.2 slot	-	-	
SSD Cache Acceleration Support	Yes	Yes	
Gigabit Ethernet Port (RJ45)	-	-	
2.5 Gigabit Ethernet Port (2.5G/1G/100M)	-	2	
5 Gigabit Ethernet Port (5G/2.5G/1G/100M)	-	Optional via the QNA-UC5G1T USB to 5GbE network adapter	
10 Gigabit Ethernet Port	2 x 10GBASE-T (10G/5G/2.5G/1G)	1 x 10GBASE-T (10G/5G/2.5G/1G/100M)	
25 Gigabit Ethernet Port	-	-	
Thunderbolt Port	-	-	
PCIe Slot	-	-	
USB 2.0 port	-	-	
USB 3.2 Gen 1 port	-	-	
USB 3.2 Gen 2 (10Gbps) Port	4	1 x Type-C USB 3.2 Gen 2 3 x Type-A USB 3.2 Gen 2	
HDMI Output	1, HDMI 1.4b (up to 3840 x 2160 @ 30Hz)	-	
Form Factor	Tower	Tower	
Dimensions (HxWxD mm)	65 x 180 x 254	182.65 x 224.6 x 224.1	
Net Weight (kg)	2.54	3.52	
Operating temperature	-40 - 70 °C (-40°F - 158°F)	0 - 40 °C (32°F - 104°F)	
Power Supply Unit	1. External Power Adapter, 90W and above, AC 100-240V 2. 9-36V DC input To avoid potential personal injury or component damage, DO NOT plug in two power inputs simultaneously.	External, 120 W, AC 100 to 240 V	
Power Consumption (w): Operating Mode, Typical	-	55.41	
Fan	-	1 x 140mm, 12VDC	
Kensington Security Slot	Yes	Yes	

Le 2,5GbE n'est pas
réservé aux bureaux,
adoptez le chez vous







	TVS-h474	TVS-h674			TVS-h874		
							
Model	TVS-h474-PT-8G	TVS-h674-i5-32G	TVS-h674-i3-16G		TVS-h874X-i9-64G	TVS-h874-i7-32G	TVS-h874-i5-32G
Operating System	QTS / QuTS hero	QTS / QuTS hero			QuTS hero / QTS	QuTS hero / QTS	QuTS hero / QTS
CPU	Intel® Pentium™ Gold G7400 2-core/ 4-thread 3.7 GHz Processor	Intel® Core™ i5-12400 6-core/ 12-thread Processor, burst up to 4.4 GHz	Intel® Core™ i3-12100 4-core/ 8-thread Processor, burst up to 4.3 GHz		Intel® Core™ i9 16-core (8P+8E) /24-thread Processor	Intel® Core™ i7 12-core (8P+4E) /20-thread Processor	Intel® Core™ i5-12400 6-core/12-thread Processor, burst up to 4.4 GHz
CPU Architecture	64-bit x86	64-bit x86			64-bit x86	64-bit x86	64-bit x86
Graphic Processors	Intel® UHD Graphics 710	Intel® UHD Graphics 770	Intel® UHD Graphics 730		Intel® UHD Graphics 770	Intel® UHD Graphics 770	Intel® UHD Graphics 730
Floating Point Unit	Yes	Yes			Yes	Yes	Yes
Encryption Engine	Yes (AES-NI)	Yes (AES-NI)			Yes (AES-NI)	Yes (AES-NI)	Yes (AES-NI)
Hardware-accelerated Transcoding	Yes	Yes			Yes	Yes	Yes
System Memory	8 GB SODIMM DDR4 (1 x 8 GB)	32 GB SODIMM DDR4 (2 x 16 GB)	16 GB SODIMM DDR4 (1 x 16 GB)		64 GB SODIMM DDR4 (2 x 32 GB)	32 GB SODIMM DDR4 (2 x 16 GB)	32 GB SODIMM DDR4 (2 x 16 GB)
Maximum Memory	128 GB (2 x 64 GB)	128 GB (2 x 64 GB)			64 GB (2 x 32 GB)	64 GB (2 x 32 GB)	64 GB (2 x 32 GB)
Memory Slot	2 x SODIMM DDR4	2 x SODIMM DDR4			2 x SODIMM DDR4	2 x SODIMM DDR4	2 x SODIMM DDR4
Drive Bay	4 x 3.5-inch SATA 6Gb/s, 3Gb/s	6 x 3.5-inch SATA 6Gb/s, 3Gb/s			8 x 3.5-inch SATA 6Gb/s, 3Gb/s	8 x 3.5-inch SATA 6Gb/s, 3Gb/s	8 x 3.5-inch SATA 6Gb/s, 3Gb/s
Hot-swappable	Yes	Yes			Yes	Yes	Yes
M.2 Slot	2 x M.2 2280 PCIe Gen3 x2 slots	2 x M.2 2280 PCIe Gen4 x4 slots			2 x M.2 2280 PCIe Gen4 x4 slots	2 x M.2 2280 PCIe Gen4 x4 slots	2 x M.2 2280 PCIe Gen4 x4 slots
SSD Cache Acceleration Support	Yes	Yes			Yes	Yes	Yes
Gigabit Ethernet Port (RJ45)	-	-			-	-	-
2.5 Gigabit Ethernet Port (2.5G/1G/100M)	2 (2.5G/1G/100M/10M)	2 (2.5G/1G/100M/10M)			2 (2.5G/1G/100M/10M)	2 (2.5G/1G/100M/10M)	2 (2.5G/1G/100M/10M)
5 Gigabit Ethernet Port (5G/2.5G/1G/100M)	Optional via a PCIe adapter	Optional via a PCIe adapter			Optional via a PCIe adapter	Optional via a PCIe adapter	Optional via a PCIe adapter
10 Gigabit Ethernet Port	Optional via a PCIe adapter	Optional via a PCIe adapter			2 x 10GBASE-T	Optional via a PCIe adapter	Optional via a PCIe adapter
25 Gigabit Ethernet Port	Optional via a PCIe adapter	Optional via a PCIe adapter			Optional via a PCIe adapter	Optional via a PCIe adapter	Optional via a PCIe adapter
Thunderbolt Port	-	-			-	-	-
PCIe Slot	2 Slot 1: PCIe Gen 4 x16 (CPU) Slot 2: PCIe Gen 3 x2 (PCH)	2 Slot 1: PCIe Gen 4 x16 (CPU) Slot 2: PCIe Gen 4 x4 (PCH)			2 Slot 1: PCIe Gen 4 x16 Slot 2: PCIe Gen 4 x4	2 Slot 1: PCIe Gen 4 x16 Slot 2: PCIe Gen 4 x4	2 Slot 1: PCIe Gen 4 x16 Slot 2: PCIe Gen 4 x4
USB 2.0 port	-	-			-	-	-
USB 3.2 Gen 1 port	-	-			-	-	-
USB 3.2 Gen 2 (10Gbps) port	1 x Type-C USB 3.2 Gen 2 10Gbps 2 x Type-A USB 3.2 Gen 2 10Gbps	1 x Type-C USB 3.2 Gen 2 10Gbps 2 x Type-A USB 3.2 Gen 2 10Gbps			1 x Type-C USB 3.2 Gen 2 10Gbps 2 x Type-A USB 3.2 Gen 2 10Gbps	1 x Type-C USB 3.2 Gen 2 10Gbps 2 x Type-A USB 3.2 Gen 2 10Gbps	1 x Type-C USB 3.2 Gen 2 10Gbps 2 x Type-A USB 3.2 Gen 2 10Gbps
HDMI Output	1, HDMI 1.4b (up to 4096 x 2160 @ 30Hz)	1, HDMI 1.4b (up to 4096 x 2160 @ 30Hz)			1, HDMI 1.4b (up to 4096 x 2160 @ 30Hz)	1, HDMI 1.4b (up to 4096 x 2160 @ 30Hz)	1, HDMI 1.4b (up to 4096 x 2160 @ 30Hz)
Form Factor	Tower	Tower			Tower	Tower	Tower
Dimensions (HxWxD mm)	188.2 x 199.3 x 279.6	188.2 x 264.3 x 279.6			188.2 x 329.3 x 280.8	188.2 x 329.3 x 280.8	188.2 x 329.3 x 280.8
Net Weight (kg)	-	6.553			7.06	7.3	7.3
Operating Temperature	0 - 40 °C (32°F - 104°F)	0 - 40 °C (32°F - 104°F)			0 - 40 °C (32°F - 104°F)	0 - 40 °C (32°F - 104°F)	0 - 40 °C (32°F - 104°F)
Power Supply Unit	250W, 100-240V	250W, 100-240V			350W, 100-240V	350W, 100-240V	250W, 100-240V
Power Consumption (w): Operating Mode, Typical	78.574	79.363			81.865	98.959	96.247
Fan	System fan: 1 x 120mm, 12VDC CPU fan: 1 x 60mm, 12VDC	System fan: 2 x 92mm, 12VDC CPU fan: 1 x 60mm, 12VDC			System fan: 2 x 120mm, 12VDC CPU fan: 1 x 60mm, 12VDC	System fan: 2 x 120mm, 12VDC CPU fan: 1 x 60mm, 12VDC	System fan: 2 x 120mm, 12VDC CPU fan: 1 x 60mm, 12VDC
Kensington Security Slot	Yes	Yes			Yes	Yes	Yes

	TS-253E	TS-453E		TS-364	HS-264
					
Model	TS-253E-8G	TS-453E-8G		TS-364-8G	HS-264-8G
Operating System	QTS	QTS		QTS	QTS
CPU	Intel® Celeron® J6412 4-core/ 4-thread processor, burst up to 2.6 GHz	Intel® Celeron® J6412 4-core/ 4-thread processor, burst up to 2.6 GHz		Intel® Celeron® N5095 4-core/ 4-thread processor, burst up to 2.9 GHz	Intel Celeron N5105 4 core 2.0GHz, burst up to 2.9GHz
CPU Architecture	64-bit x86	64-bit x86		64-bit x86	64-bit x86
Graphic Processors	Intel® UHD Graphics	Intel® UHD Graphics		Intel® UHD Graphics	Intel® UHD Graphics
Floating Point Unit	Yes	Yes		Yes	Yes
Encryption Engine	Yes (AES-NI)	Yes (AES-NI)		Yes (AES-NI)	Yes (AES-NI)
Hardware-accelerated Transcoding	Yes	Yes		Yes	Yes
System Memory	8 GB on board (non-expandable)	8 GB on board (non-expandable)		8 GB on board (non-expandable)	8 GB DDR4, not expandable
Maximum Memory	8GB	8GB		8 GB	8 GB DDR4, not expandable
Memory Slot	-	-		-	-
Drive Bay	2 x 3.5-inch SATA 6Gb/s	4 x 3.5-inch SATA 6Gb/s		3 x 3.5-inch SATA 6Gb/s, 3Gb/s	2 x 3.5-inch SATA 6Gb/s, 3Gb/s
Hot-swappable	Yes	Yes		Yes	Yes
M.2 slot	2 x M.2 2280 PCIe Gen 3 x2	2 x M.2 2280 PCIe Gen 3 x2		2 x M.2 2280 PCIe Gen 3 x2 slots	-
SSD Cache Acceleration Support	Yes	Yes		Yes	Yes
Gigabit Ethernet Port (RJ45)	-	-		-	-
2.5 Gigabit Ethernet Port (2.5G/1G/100M)	2 (2.5G/1G/100M)	2 (2.5G/1G/100M/10M)		1	2 (also support 10M)
5 Gigabit Ethernet Port (5G/2.5G/1G/100M)	-	-		Optional via a PCIe adapter	-
10 Gigabit Ethernet Port	-	-		-	-
25 Gigabit Ethernet Port	-	-		-	-
Thunderbolt Port	-	-		-	-
PCIe Slot	-	-		-	-
USB 2.0 port	2	2		-	-
USB 3.2 Gen 1 port	-	-		1	2 x Type A
USB 3.2 Gen 2 (10Gbps) Port	2 x Type-A	2 x Type-A		2 x Type-A	2 x Type A
HDMI Output	2 x HDMI 1.4b (up to 3840 x 2160 @ 30Hz)	2 x HDMI 1.4b (up to 3840 x 2160 @ 30Hz)		1, HDMI 1.4b (up to 4096 x 2160 @ 30Hz)	2 x HDMI 2.0 (up to resolution 3840 x 2160 @ 60Hz)
Form Factor	Tower	Tower		Tower	Tower
Dimensions (HxWxD mm)	168.5 x 102 x 225	177 x 180 x 235		142 x 150 x 260	41.3 x 302 x 220
Net Weight (kg)	1.28	3		1.64	1.56
Operating temperature	0 - 40 °C (32°F - 104°F)	0 - 40 °C (32°F - 104°F)		0 - 40 °C (32°F - 104°F)	0 - 40 °C (32°F - 104°F)
Power Supply Unit	60W/65W adapter, 100-240V	90W adapter, 100-240V		65W adapter, 100 - 240V	60W adapter, 100-240V
Power Consumption (w): Operating Mode, Typical	18.09	33.88		-	-
Fan	1 x 70mm, 12VDC	1 x 120mm, 12VDC		1 x 92mm, 12VDC	-
Kensington Security Slot	Yes	Yes		Yes	Yes


	TBS-464	TS-264		TS-464		TS-664	
							
Model	TBS-464-8G	TS-264-8G		TS-464-8G	TS-464-4G	TS-664-8G	TS-664-4G
Operating System	QTS	QTS		QTS		QTS	
CPU	Intel® Celeron® N5105 4-core/4-thread processor, burst up to 2.9GHz	Intel® Celeron® N5095 4-core/4-thread processor, burst up to 2.9 GHz		Intel® Celeron® N5095 4-core/4-thread processor, burst up to 2.9 GHz	Intel® Celeron® N5095 4-core/4-thread processor, burst up to 2.9 GHz	Intel® Celeron® N5095 4-core/4-thread processor, burst up to 2.9 GHz	Intel® Celeron® N5095 4-core/4-thread processor, burst up to 2.9 GHz
CPU Architecture	64-bit x86	64-bit x86		64-bit x86		64-bit x86	
Graphic Processors	Intel® UHD Graphics	Intel® UHD Graphics		Intel® UHD Graphics		Intel® UHD Graphics	
Floating Point Unit	Yes	Yes		Yes		Yes	
Encryption Engine	Yes (AES-NI)	Yes (AES-NI)		Yes (AES-NI)		Yes (AES-NI)	
Hardware-accelerated Transcoding	Yes	Yes		Yes		Yes	
System Memory	8 GB DDR4, not expandable	8 GB on board (non-expandable)		8 GB on board (non-expandable)	4 GB SODIMM DDR4 (1 x 4 GB)	8 GB on board (non-expandable)	4 GB SODIMM DDR4 (1 x 4 GB)
Maximum Memory	8 GB DDR4, not expandable	8 GB		8GB	16 GB (2 x 8GB)	8GB	16 GB (2 x 8GB)
Memory Slot	-	-		-	2 x SODIMM DDR4	-	2 x SODIMM DDR4
Drive Bay	-	2 x 3.5-inch SATA 6Gb/s		4 x 3.5-inch SATA 6Gb/s		6 x 3.5-inch SATA 6Gb/s	
Hot-swappable	-	Yes		Yes		Yes	
M.2 slot	4 x M.2 2280 NVMe Gen3 x2 slots	2 x M.2 2280 PCIe Gen 3 x1		2 x M.2 2280 PCIe Gen 3 x1		2 x M.2 2280 PCIe Gen 3 x1	
SSD Cache Acceleration Support	Yes	Yes		Yes		Yes	
Gigabit Ethernet Port (RJ45)	-	-		-		-	
2.5 Gigabit Ethernet Port (2.5G/1G/100M)	2 (also support 10M)	2 (2.5G/1G/100M/10M)		2 (2.5G/1G/100M/10M)		2 (2.5G/1G/100M/10M)	
5 Gigabit Ethernet Port (5G/2.5G/1G/100M)	-	Optional via a PCIe adapter		Optional via a PCIe adapter		Optional via a PCIe adapter	
10 Gigabit Ethernet Port	-	Optional via a PCIe adapter		Optional via a PCIe adapter		Optional via a PCIe adapter	
25 Gigabit Ethernet Port	-	-		-		-	
Thunderbolt Port	-	-		-		-	
PCIe Slot	-	1 Slot 1: PCIe Gen 3 x2		1 Slot 1: PCIe Gen 3 x2		1 Slot 1: PCIe Gen 3 x2	
USB 2.0 port	3	2		2		2	
USB 3.2 Gen 1 port	2	-		-		-	
USB 3.2 Gen 2 (10Gbps) Port	-	2 x Type-A		2 x Type-A		2 x Type-A	
HDMI Output	2, HDMI 2.0 (up to resolution 3840 x 2160 @ 60Hz)	1, HDMI 2.0		1, HDMI 2.0	1, HDMI 2.1	1, HDMI 2.0	1, HDMI 2.1
Form Factor	Set-top design	Tower		Tower		Tower	
Dimensions (HxWxD mm)	30 x 230 x 165	168 x 105 x 226		168 x 170 x 226		168 x 235 x 226	
Net Weight (kg)	0.8	1.55		2.26		2.9	
Operating temperature	0 - 40 °C (32°F - 104°F)	0 - 40 °C (32°F - 104°F)		0 - 40 °C (32°F - 104°F)		0 ~ 40°C (32°F ~ 104°F)	
Power Supply Unit	External Power Adapter, 65W, 100-240V	65W adapter, 100-240V		90W adapter, 100-240V		120W adapter, 100-240V	
Power Consumption (w): Operating Mode, Typical	16.52	12.448		-	40.536	35.437	44.02
Fan	1 x system fan	1 x 70mm, 12VDC		1 x 120mm, 12VDC		2 x 90mm, 12VDC	
Kensington Security Slot	Yes	Yes		Yes		Yes	

	TS-262	TS-462			TS-873A	TS-673A	TS-473A
							
Model	TS-262-4G	TS-462-2G	TS-462-4G		TS-873A-8G	TS-673A-8G	TS-473A-8G
Operating System	QTS	QTS	QTS		QTS / QuTS hero	QTS / QuTS hero	QTS / QuTS hero
CPU	Intel® Celeron® N4505 2-core/ 2-thread processor, burst up to 2.9 GHz	Intel® Celeron® N4505 2-core/ 2-thread processor, burst up to 2.9 GHz	Intel® Celeron® N4505 2-core/ 2-thread processor, burst up to 2.9 GHz		AMD Ryzen™ Embedded V1500B 4-core/8-thread 2.2 GHz processor	AMD Ryzen™ Embedded V1500B 4-core/8-thread 2.2 GHz processor	AMD Ryzen™ Embedded V1500B 4-core/8-thread 2.2 GHz processor
CPU Architecture	64-bit x86	64-bit x86	64-bit x86		64-bit x86	64-bit x86	64-bit x86
Graphic Processors	Intel® UHD Graphics	Intel® UHD Graphics	Intel® UHD Graphics		Optional via a PCIe adapter	Optional via a PCIe adapter	Optional via a PCIe adapter
Floating Point Unit	Yes	Yes	Yes		Yes	Yes	Yes
Encryption Engine	Yes (AES-NI)	Yes (AES-NI)	Yes (AES-NI)		Yes (AES-NI)	Yes (AES-NI)	Yes (AES-NI)
Hardware-accelerated Transcoding	Yes	Yes	Yes		Optional via a PCIe adapter	Optional via a PCIe adapter	Optional via a PCIe adapter
System Memory	4 GB on board (non-expandable)	2 GB RAM	4 GB on board (non-expandable)		8 GB SO-DIMM DDR4 (1 x 8 GB)	8 GB SO-DIMM DDR4 (1 x 8 GB)	8 GB SO-DIMM DDR4 (1 x 8 GB)
Maximum Memory	4 GB	16 GB (2 x 8GB)	4 GB		64GB (2 x 32 GB)	64GB (2 x 32 GB)	64 GB (2 x 32 GB)
Memory Slot	-	2 x SODIMM DDR4	-		2 x SO-DIMM DDR4 Support ECC memory	2 x SO-DIMM DDR4 Support ECC memory	2 x SO-DIMM DDR4 Support ECC memory
Drive Bay	2 x 3.5-inch SATA 6Gb/s	4 x 3.5-inch SATA 6Gb/s	4 x 3.5-inch SATA 6Gb/s		8 x 3.5-inch SATA 6Gb/s, 3Gb/s	6 x 3.5-inch SATA 6Gb/s, 3Gb/s	4 x 3.5-inch SATA 6Gb/s, 3Gb/s
Hot-swappable	Yes	Yes	Yes		Yes	Yes	Yes
M.2 Slot	2 x M.2 2280 PCIe Gen 3 x1	2 x M.2 2280 PCIe Gen 3 x1	2 x M.2 2280 PCIe Gen 3 x1		2 x M.2 2280 PCIe Gen3 x1 slots	2 x M.2 2280 PCIe Gen3 x1 slots	2 x M.2 2280 PCIe Gen3 x1 slots
SSD Cache Acceleration Support	Yes	Yes	Yes		Yes	Yes	Yes
Gigabit Ethernet Port (RJ45)	-	-	-		-	-	-
2.5 Gigabit Ethernet Port (2.5G/1G/100M)	1 (2.5G/1G/100M/10M)	1 (2.5G/1G/100M/10M)	1 (2.5G/1G/100M/10M)		2	2	2
5 Gigabit Ethernet Port (5G/2.5G/1G/100M)	Optional via a PCIe adapter	Optional via a PCIe adapter	Optional via a PCIe adapter		Optional via a PCIe adapter	Optional via a PCIe adapter	Optional via a PCIe adapter
10 Gigabit Ethernet Port	Optional via a PCIe adapter	Optional via a PCIe adapter	Optional via a PCIe adapter		Optional via a PCIe adapter	Optional via a PCIe adapter	Optional via a PCIe adapter
25 Gigabit Ethernet Port	-	-	-		Optional via a PCIe adapter	Optional via a PCIe adapter	Optional via a PCIe adapter
Thunderbolt Port	-	-	-		-	-	-
PCIe Slot	1 Slot 1: PCIe Gen 3 x2	1 Slot 1: PCIe Gen 3 x2	1 Slot 1: PCIe Gen 3 x2		2 Slot 1: PCIe Gen 3 x4 Slot 2: PCIe Gen 3 x4	2 Slot 1: PCIe Gen 3 x4 Slot 2: PCIe Gen 3 x4	2 Slot 1: PCIe Gen 3 x4 Slot 2: PCIe Gen 3 x4
USB 2.0 port	2	2	2		-	-	-
USB 3.2 Gen 1 port	-	-	-		-	-	-
USB 3.2 Gen 2 (10Gbps) port	2 x Type-A	2 x Type-A	2 x Type-A		3 x Type-A USB 3.2 Gen 2 10Gbps 1 x Type-C USB 3.2 Gen 1 5Gbps	3 x Type-A USB 3.2 Gen 2 10Gbps 1 x Type-C USB 3.2 Gen 1 5Gbps	3 x Type-A USB 3.2 Gen 2 5V/1A 10Gbps 1 x Type-C USB 3.2 Gen 1 5V/1A 5Gbps
HDMI Output	1, HDMI 2.0	1, HDMI 2.0	1, HDMI 2.0		Optional via a PCIe adapter	Optional via a PCIe adapter	Optional via a PCIe adapter
Form Factor	Tower	Tower	Tower		Tower	Tower	Tower
Dimensions (HxWxD mm)	168 x 105 x 226	168 x 170 x 226	168 x 170 x 226		188.2 x 329.3 x 280.8	188.2 x 264.3 x 280.8	188.2 x 199.3 x 280.8
Net Weight (kg)	1.55	2.26	2.26		6.76	5.78	5.03
Operating Temperature	0 - 40 °C (32°F - 104°F)	0 - 40 °C (32°F - 104°F)	0 - 40 °C (32°F - 104°F)		0 - 40 °C (32°F - 104°F)	0 - 40 °C (32°F - 104°F)	0 - 40 °C (32°F - 104°F)
Power Supply Unit	65W adapter, 100-240V	90W adapter, 100-240V	90W adapter, 100-240V		250W, 100-240V AC, 50-60Hz, 3.5A	250W, 100-240V AC, 50-60Hz, 3.5A	250W, 100-240V AC, 50-60Hz, 3.5A
Power Consumption (w): Operating Mode, Typical	12.448	25.98	25.98		54.067	45.898	29.792
Fan	1 x 70mm, 12VDC	1 x 120mm, 12VDC	1 x 120mm, 12VDC		System fan: 2 x 120mm	System fan: 2 x 92mm	System fan: 1 x 120mm CPU fan: 1 x 60mm
Kensington Security Slot	Yes	Yes	Yes		Yes	Yes	-

	TVS-675	TS-431P3		TS-431P3	TS-231P3	
						
Model	TVS-675-8G	TS-431P3-4G		TS-431P3-2G	TS-231P3-4G	TS-231P3-2G
Operating System	QTS / QuTS hero	QTS		QTS	QTS	QTS
CPU	ZhaoXin KX-U6580 8-core 2.5GHz processor	AnnapurnaLabs, an Amazon company Alpine AL314, 4-core, 1.7GHz		AnnapurnaLabs, an Amazon company Alpine AL314, 4-core, 1.7GHz		AnnapurnaLabs, an Amazon company Alpine AL314, 4-core, 1.7GHz
CPU Architecture	64-bit x86	32-bit ARM		32-bit ARM	32-bit ARM	
Graphic Processors	ZhaoXin C-960 Graphics	-		-	-	
Floating Point Unit	Yes	Yes		Yes	Yes	
Encryption Engine	Yes (AES-NI)	Yes		Yes	Yes	
Hardware-accelerated Transcoding	Yes	-		-	-	
System Memory	8 GB SODIMM DDR4 (1 x 8 GB)	4GB SO-DIMM DDR3		2GB SO-DIMM DDR3	4GB SO-DIMM DDR3	2GB SO-DIMM DDR3
Maximum Memory	64 GB (2 x 32 GB)	8GB DDR3		8GB DDR3	8GB DDR3	
Memory Slot	2 x SO-DIMM DDR4	1 x SO-DIMM DDR3		1 x SO-DIMM DDR3	1 x SO-DIMM DDR3	
Drive Bay	6 x 3.5-inch SATA 6Gb/s, 3Gb/s	4x 3.5-inch SATA 6Gb/s, 3Gb/s		4x 3.5-inch SATA 6Gb/s, 3Gb/s	2 x 3.5-inch SATA 6Gb/s, 3Gb/s	
Hot-swappable	Yes	Yes The following are not hot-swappable: M.2 SSDs, SSD cache drives, SSDs using PCIe expansion slots.		Yes	Yes	
M.2 slot	2 x M.2 2280 PCIe Gen 3 x1 or SATA 6Gb/s slots	-		-	-	
SSD Cache Acceleration Support	Yes	Yes		Yes	Yes	
Gigabit Ethernet Port (RJ45)	-	1		1	1	
2.5 Gigabit Ethernet Port (2.5G/1G/100M)	2	1		1	1	
5 Gigabit Ethernet Port (5G/2.5G/1G/100M)	Optional via a PCIe adapter	-		-	-	
10 Gigabit Ethernet Port	Optional via a PCIe adapter	-		-	-	
25 Gigabit Ethernet Port	Optional via a PCIe adapter	-		-	-	
Thunderbolt Port	-	-		-	-	
PCIe Slot	2 Slot 1: PCIe Gen 3 x4 Slot 2: PCIe Gen 3 x4	2 Slot 1: PCIe Gen 3 x4 Slot 2: PCIe Gen 3 x4		-	-	
USB 2.0 port	-	-		-	-	
USB 3.2 Gen 1 port	2	3		3	3	
USB 3.2 Gen 2 (10Gbps) Port	2 x Type-A	-		-	-	
HDMI Output	1, HDMI 2.0 (up to 3840 x 2160 @ 60Hz)	-		-	-	
Form Factor	Tower	Tower		Tower	Tower	
Dimensions (HxWxD mm)	188.2 x 263.9 x 280.8	169 x 160 x 219		169 x 160 x 219	169 x 102 x 219	
Net Weight (kg)	6.2	2.01		2.01	1.46	
Operating temperature	0 - 40 °C (32°F - 104°F)	0 - 40 °C (32°F - 104°F)		0 - 40 °C (32°F - 104°F)	0 - 40 °C (32°F - 104°F)	
Power Supply Unit	250W, 100-240V AC, 50/60Hz, 3.5A	90W Adapter, 100-240V		90W Adapter, 100-240V	60W/65W Adapter, 100-240V	
Power Consumption (w): Operating Mode, Typical	~60.794	26.7		26.7	15.6	
Fan	3 x 80mm, 12VDC	1 x 120mm, 12VDC		1 x 120mm, 12VDC	1 x70mm, 12VDC	
Kensington Security Slot	Yes	Yes		Yes	Yes	


	TS-1655	TS-AI642		TS-h686	TS-h886	
						
Model	TS-1655-8G	TS-AI642-8G		TS-h686-D1602-8G	TS-h886-D1622-16G	TS-h886-D1602-8G
Operating System	QTS	QTS		QTS / QuTS hero	QuTS hero / QTS	QuTS hero / QTS
CPU	Intel® Atom® C5125 8-core processor, 2.8 GHz	8-core ARM Cortex 64-bit Processor (4-core Cortex-A76 2.2 GHz + 4-core Cortex-A55 1.8 GHz)		Intel® Xeon® D-1602 2-core/ 4-thread processor, up to 3.2 GHz	Intel® Xeon® D-1622 4-core/ 8-thread processor, up to 3.2 GHz	Intel® Xeon® D-1602 2-core/ 4-thread processor, up to 3.2 GHz
CPU Architecture	64-bit x86	64-bit ARM		64-bit x86	64-bit x86	64-bit x86
Graphic Processors	-	ARM Mali-G610 MC4		-	-	-
Floating Point Unit	Yes	Yes		Yes	Yes	Yes
Encryption Engine	Yes	Yes		Yes (AES-NI)	Yes (AES-NI)	Yes (AES-NI)
Hardware-accelerated Transcoding	-	Yes		Yes	Optional via a PCIe adapter	Optional via a PCIe adapter
System Memory	8 GB UDIMM DDR4 (1 x 8 GB)	8 GB on board (non-expandable)		8 GB UDIMM DDR4 ECC (2 x 4 GB)	16 GB UDIMM DDR4 ECC (2 x 8 GB)	8 GB UDIMM DDR4 ECC (2 x 4 GB)
Maximum Memory	128 GB (4 x 32 GB)	8 GB		128 GB (4 x 32 GB)	128 GB (4 x 32 GB)	128 GB (4 x 32 GB)
Memory Slot	4 x U-DIMM DDR4	-		4 x Long-DIMM DDR4	4 x UDIMM DDR4	4 x UDIMM DDR4
Drive Bay	12 x 3.5-inch + 4 x 2.5-inch SATA 6Gb/s, 3Gb/s	-		4 x 3.5-inch SATA 6Gb/s, 3Gb/s + 2 x 2.5-inch SATA 6Gb/s, 3Gb/s	6 x 3.5-inch SATA 6Gb/s, 3Gb/s + 2 x 2.5-inch SATA 6Gb/s, 3Gb/s	6 x 3.5-inch SATA 6Gb/s, 3Gb/s + 2 x 2.5-inch SATA 6Gb/s, 3Gb/s
Hot-swappable	Yes	Yes		Yes	Yes	Yes
M.2 Slot	2 x M.2 2280 PCIe Gen3 x2 slots	-		2 x M.2 22110/2280 NVMe PCIe Gen3 x4 slots	2 x M.2 22110/2280 NVMe PCIe Gen3 x4 slots	2 x M.2 22110/2280 NVMe PCIe Gen3 x4 slots
SSD Cache Acceleration Support	Yes	-		Yes	Yes	Yes
GPU pass-through	-	-		-	Yes	Yes
SR-IOV	Yes	-		-	Yes	Yes
2.5 Gigabit Ethernet Port (2.5G/1G/100M)	2 (2.5G/1G/100M/10M)	1 (2.5G/1G/100M/10M)		4 (also support 10M)	4 (2.5G/1G/100M/10M)	4 (2.5G/1G/100M/10M)
5 Gigabit Ethernet Port (5G/2.5G/1G/100M)	Optional via a PCIe adapter	Optional via a PCIe adapter		Optional via a PCIe adapter	Optional via a PCIe adapter	Optional via a PCIe adapter
10 Gigabit Ethernet Port	Optional via a PCIe adapter	Optional via a PCIe adapter		Optional via a PCIe adapter	Optional via a PCIe adapter	Optional via a PCIe adapter
25 Gigabit Ethernet Port	Optional via a PCIe adapter	-		Optional via a PCIe adapter	Optional via a PCIe adapter	Optional via a PCIe adapter
PCIe Slot	3 Slot 1: PCIe Gen 3 x4 Slot 2: PCIe Gen 3 x4 Slot 3: PCIe Gen 3 x4	1 Slot 1: PCIe Gen 3 x2		2 Slot 1: PCIe Gen3 x8 Slot 2: PCIe Gen3 x8	2 Slot 1: PCIe Gen3 x8 Slot 2: PCIe Gen3 x8	2 Slot 1: PCIe Gen3 x8 Slot 2: PCIe Gen3 x8
USB 2.0 port	-	2		-	-	-
USB 3.2 Gen 1 port	4	-		3	3	3
USB 3.2 Gen 2 (10Gbps) Port	-	-		-	-	-
HDMI Output	-	1, HDMI 1.4b		-	-	-
Form Factor	Tower	Tower		Tower	Tower	Tower
Host Interface	-	-		-	-	-
Dimensions (HxWxD mm)	303.84 x 369.89 x 319.8	168 x 235 x 226		231.9 x 224.9 x 319.8	231.9 x 292.9 x 319.8	231.9 x 292.9 x 319.8
Net Weight (kg)	13.16	2.9		7.27	8.5	8.5
Operating Temperature	0 - 40 °C (32°F - 104°F)	0 ~ 40°C (32°F ~ 104°F)		0 - 40°C (32°F - 104°F)	0 - 40°C (32°F - 104°F)	0 - 40°C (32°F - 104°F)
Power Supply Unit	550W, 100-240V 1 x 8-pin PCI-e cable + 1 x 8 (6+2)-pin PCI-e cable	120W adapter, 100-240V		250W PSU, 100~240V	250W PSU, 100~240V	250W PSU, 100~240V
Power Consumption (w): Operating Mode, Typical	104.65	-		61.115	75.79	75.79
Fan	System fan: 3 x 92mm, 12VDC CPU fan: 2 x 97mm, 12VDC	2 x 90mm, 12VDC		System fan: 1 x 97mm, 12VDC CPU fan: 1 x 90mm, 12VDC	System fan: 2 x 80mm, 12VDC CPU fan: 1 x 90mm, 12VDC	System fan: 2 x 80mm, 12VDC CPU fan: 1 x 90mm, 12VDC
Kensington Security Slot	Yes	Yes		Yes	Yes	Yes




	TS-464U		TS-464U-RP		TS-864eU	TS-1264U-RP
						
Model	TS-464U-8G	TS-464U-4G	TS-464U-RP-8G		TS-864eU-4G	TS-1264U-RP-4G
Operating System	QTS		QTS		QTS	QTS
CPU	Intel® Celeron® N5105/N5095 4-core/ 4-thread processor, burst up to 2.9 GHz		Intel® Celeron® N5105/N5095 4-core/ 4-thread processor, burst up to 2.9 GHz		Intel® Celeron® N5105/N5095 4-core/ 4-thread processor, burst up to 2.9 GHz	Intel® Celeron® N5105/N5095 4-core/ 4-thread processor, burst up to 2.9 GHz
CPU Architecture	64-bit x86		64-bit x86		64-bit x86	64-bit x86
Graphic Processors	Intel® UHD Graphics		Intel® UHD Graphics		Intel® UHD Graphics	Intel® UHD Graphics
Floating Point Unit	Yes		Yes		Yes	Yes
Encryption Engine	Yes (AES-NI)		Yes (AES-NI)		Yes (AES-NI)	Yes (AES-NI)
Hardware-accelerated Transcoding	Yes		Yes		Yes	Yes
System Memory	8 GB on board (non-expandable)	4 GB SODIMM DDR4 (1 x 4 GB)	8 GB on board (non-expandable)		4 GB SODIMM DDR4 (1 x 4 GB)	4 GB SODIMM DDR4 (1 x 4 GB)
Maximum Memory	8 GB	16 GB (2 x 8 GB)	8 GB		16 GB (2 x 8 GB)	16 GB (2 x 8 GB)
Memory Slot	-	2 x SODIMM DDR4	2 x SODIMM DDR4		-	-
Drive Bay	4 x 3.5-inch SATA 6Gb/s, 3Gb/s		4 x 3.5-inch SATA 6Gb/s, 3Gb/s		8 x 3.5-inch SATA 6Gb/s, 3Gb/s	12 x 3.5-inch SATA 6Gb/s, 3Gb/s
Hot-swappable	Yes		Yes		Yes	Yes
M.2 Slot	Optional via a PCIe adapter		Optional via a PCIe adapter		Optional via a PCIe adapter	Optional via a PCIe adapter
SSD Cache Acceleration Support	Yes		Yes		Yes	Yes
Gigabit Ethernet Port (RJ45)	-		-		-	-
2.5 Gigabit Ethernet Port (2.5G/1G/100M)	2 (2.5G/1G/100M/10M)		2 (2.5G/1G/100M/10M)		2 (2.5G/1G/100M/10M)	2 (2.5G/1G/100M/10M)
5 Gigabit Ethernet Port (5G/2.5G/1G/100M)	Optional via a PCIe adapter		Optional via a PCIe adapter		Optional via a PCIe adapter	Optional via a PCIe adapter
10 Gigabit Ethernet Port	Optional via a PCIe adapter		Optional via a PCIe adapter		Optional via a PCIe adapter	Optional via a PCIe adapter
25 Gigabit Ethernet Port	Optional via a PCIe adapter		Optional via a PCIe adapter		Optional via a PCIe adapter	Optional via a PCIe adapter
Thunderbolt Port	-		-		-	-
PCIe Slot	1 Slot 1: PCIe Gen 3 x2		1 Slot 1: PCIe Gen 3 x2		1 Slot 1: PCIe Gen 3 x2	1 Slot 1: PCIe Gen 3 x2
USB 2.0 port	2		2		2	2
USB 3.2 Gen 1 port	-		-		-	-
USB 3.2 Gen 2 (10Gbps) port	2 x Type A USB3.2 Gen2		2 x Type A USB 3.2 Gen 2		2 x Type A USB 3.2 Gen 2	2 x Type A USB3.2 Gen2
HDMI Output	1, HDMI 1.4b		1, HDMI 1.4b		1, HDMI 1.4b	1, HDMI 1.4b
Form Factor	1U Rackmount		1U Rackmount		2U Rackmount	2U Rackmount
Dimensions (HxWxD mm)	43.3 x 482.6 x 483.9		43.3 x 430 x 479		88.6 x 482.14 x 318.13	88.7 x 482.2 x 423.8
Net Weight (kg)	6.6		8.12		6.68	9.43
Operating Temperature	0 - 40 °C (32°F - 104°F)		0 - 40 °C (32°F - 104°F)		0 - 40 °C (32°F - 104°F)	0 - 40 °C (32°F - 104°F)
Power Supply Unit	250W (x1), 100-240V		250W (x2), 100-240V		300W, 100-240V	300W (x2), 100-240V
Power Consumption (w): Operating Mode, Typical	36.81		51.404		51.022	70.913
Fan	2 x 40mm, 12VDC		2 x 40mm, 12VDC		3 x 60mm, 12VDC	2 x 80mm, 12VDC
Kensington Security Slot	-		-		-	-

	TS-1273AU-RP	TS-1673AU-RP		TS-873AeU	TS-873AeU-RP
					
Model	TS-1273AU-RP-8G	TS-1673AU-RP-16G		TS-873AeU-4G	TS-873AeU-RP-4G
Operating System	QTS / QuTS hero	QTS / QuTS hero		QTS / QuTS hero	QTS / QuTS hero
CPU	AMD Ryzen™ Embedded V1500B 4-core/8-thread 2.2 GHz processor	AMD Ryzen™ Embedded V1500B 4-core/8-thread 2.2 GHz processor		AMD Ryzen™ Embedded V1500B 4-core/8-thread 2.2 GHz processor	AMD Ryzen™ Embedded V1500B 4-core/8-thread 2.2 GHz processor
CPU Architecture	64-bit x86	64-bit x86		64-bit x86	64-bit x86
Graphic Processors	-	-		-	-
Floating Point Unit	Yes	Yes		Yes	Yes
Encryption Engine	Yes (AES-NI)	Yes (AES-NI)		Yes (AES-NI)	Yes (AES-NI)
Hardware-accelerated Transcoding	Optional via a PCIe graphics card	Optional via a PCIe graphics card		Optional via a PCIe graphics card	Optional via a PCIe graphics card
System Memory	8 GB UDIMM DDR4 (1 x 8 GB)	16 GB UDIMM DDR4 (1 x 16 GB)		4 GB SODIMM DDR4 (1 x 4 GB)	4 GB SODIMM DDR4 (1 x 4 GB)
Maximum Memory	64 GB (2 x 32 GB)	64 GB (2 x 32 GB)		64 GB (2 x 32 GB)	64 GB (2 x 32 GB)
Memory Slot	2 x Long-DIMM DDR4 Support ECC memory	2 x Long-DIMM DDR4 Support ECC memory		2 x SODIMM DDR4 Support ECC memory	2 x SODIMM DDR4 Support ECC memory
Drive Bay	12 x 3.5-inch SATA 6Gb/s, 3Gb/s	16 x 3.5-inch SATA 6Gb/s, 3Gb/s		8 x 3.5-inch SATA 6Gb/s, 3Gb/s	8 x 3.5-inch SATA 6Gb/s, 3Gb/s
Hot-swappable	Yes	Yes		Yes	Yes
M.2 slot	Optional via a QNAP QM2 PCIe card	Optional via a QNAP QM2 PCIe card		2 x M2 2280 (PCIe Gen3 x 1)	2 x M2 2280 (PCIe Gen3 x 1)
SSD Cache Acceleration Support	Yes	Yes		Yes	Yes
Gigabit Ethernet Port (RJ45)	-	-		-	-
2.5 Gigabit Ethernet Port (2.5G/1G/100M)	-	-		2 (2.5G/1G/100M/10M)	2 (2.5G/1G/100M/10M)
5 Gigabit Ethernet Port (5G/2.5G/1G/100M)	Optional via a PCIe adapter	Optional via a PCIe adapter		Optional via a PCIe adapter	Optional via a PCIe adapter
10 Gigabit Ethernet Port	Optional via a PCIe adapter	Optional via a PCIe adapter		Optional via a PCIe adapter	Optional via a PCIe adapter
25 Gigabit Ethernet Port	Optional via a PCIe adapter	Optional via a PCIe adapter		Optional via a PCIe adapter	Optional via a PCIe adapter
Thunderbolt Port	-	-		-	-
PCIe Slot	2 x PCIe Gen3 x4	2 x PCIe Gen3 x4		1 x PCIe Gen3 x8	1 x PCIe Gen3 x8
USB 2.0 port	-	-		-	-
USB 3.2 Gen 1 port	1 x Type-A	1 x Type-A		-	-
USB 3.2 Gen 2 (10Gbps) Port	2 x Type-C 1 x Type-A	2 x Type-C 1 x Type-A		4 (2 x Type A, 2 x Type C)	4 (2 x Type A, 2 x Type C)
HDMI Output	Optional via a PCIe graphics card	Optional via a PCIe graphics card		Optional via a PCIe graphics card	Optional via a PCIe graphics card
Form Factor	2U Rackmount	3U Rackmount		2U Rackmount	2U Rackmount
Dimensions (HxWxD mm)	89 x 482 x 425	132 x 482 x 425		89 x 482 x 297.4	89 x 482 x 297.4
Net Weight (kg)	9.69	12		7.61	8.15
Operating temperature	0 - 40 °C (32°F - 104°F)	0 - 40 °C (32°F - 104°F)		0 - 40 °C (32°F - 104°F)	0 - 40 °C (32°F - 104°F)
Power Supply Unit	300W (x2) PSU, 100 - 240V	550W (x2), 100-240V AC, 50-60Hz, 7-3.5A		250W PSU, 100 - 240V	300W PSU(x2), 100 - 240V
Power Consumption (w): Operating Mode, Typical	78.92	97.34		52.49	58.14
Fan	2 x 80mm, 12VDC	3 x 80mm, 12VDC		3 x 60mm, 12VDC	3 x 60mm, 12VDC
Kensington Security Slot	-	-		-	-


	TS-855eU	TS-855eU-RP		TS-410E
				
Model	TS-855eU-8G	TS-855eU-RP-8G		TS-410E-8G
Operating System	QTS	QTS		QTS
CPU	Intel® Atom® C5125 8-core processor, up to 2.8GHz	Intel® Atom® C5125 8-core processor, up to 2.8GHz		Intel® Celeron® J6412 4-core/ 4-thread processor, burst up to 2.6 GHz
CPU Architecture	64-bit x86	64-bit x86		64-bit x86
Graphic Processors	-	-		Intel® UHD Graphics for 10th Gen Intel® Processors
Floating Point Unit	Yes	Yes		Yes
Encryption Engine	Yes (AES-NI)	Yes (AES-NI)		Yes (AES-NI)
Hardware-accelerated Transcoding	Optional via a PCIe graphics card	Optional via a PCIe graphics card		Yes
System Memory	8 GB SODIMM DDR4 (1 x 8 GB)	8 GB SODIMM DDR4 (1 x 8 GB)		8 GB on board (non-expandable)
Maximum Memory	64 GB (2 x 32 GB)	64 GB (2 x 32 GB)		8 GB on board (non-expandable)
Memory Slot	2 x SODIMM DDR4	2 x SODIMM DDR4		-
Drive Bay	8 x 3.5-inch SATA 6Gb/s, 3Gb/s	8 x 3.5-inch SATA 6Gb/s, 3Gb/s		4 x 2.5-inch SATA 6Gb/s, 3Gb/s
Hot-swappable	Yes	Yes		Yes
M.2 Slot	2 x M.2 2280 (PCIe Gen3 x 2)	2 x M.2 2280 (PCIe Gen3 x 2)		-
SSD Cache Acceleration Support	Yes	Yes		Yes
2.5 Gigabit Ethernet Port (2.5G/1G/100M)	2 (2.5G/1G/100M/10M)	2 (2.5G/1G/100M/10M)		2 (2.5G/1G/100M/10M)
5 Gigabit Ethernet Port (5G/2.5G/1G/100M)	Optional via a PCIe adapter	Optional via a PCIe adapter		-
10 Gigabit Ethernet Port	Optional via a PCIe adapter	Optional via a PCIe adapter		-
25 Gigabit Ethernet Port	Optional via a PCIe adapter	Optional via a PCIe adapter		-
PCIe Slot	2 x PCIe Gen3 (x4) Slot 1: PCIe Gen 3 (x4) Slot 2: PCIe Gen 3 (x4)	2 x PCIe Gen3 (x4) Slot 1: PCIe Gen 3 (x4) Slot 2: PCIe Gen 3 (x4)		-
USB 2.0 port	-	-		-
USB 3.2 Gen 1 port	4	4		-
USB 3.2 Gen 2 (10Gbps) Port	-	-		4
HDMI Output	Optional via a PCIe graphics card	Optional via a PCIe graphics card		1, HDMI 1.4b (up to 3840 x 2160 @ 30Hz)
Form Factor	2U Rackmount	2U Rackmount		Tower
Host Interface	-	-		-
Dimensions (HxWxD mm)	89 x 482 x 297.4	89 x 482 x 297.4		60 x 180 x 254
Net Weight (kg)	7.61	8.15		2.64
Operating Temperature	0 - 40 °C (32°F - 104°F)	0 - 40 °C (32°F - 104°F)		0 - 40 °C (32°F - 104°F)
Power Supply Unit	250W PSU, 100 - 240V	2 x 300W PSU, 100 - 240V		External Power Adapter, 90W and above, AC 100-240V
Power Consumption (w): Operating Mode, Typical	79.113 Tested fully populated with WD10EFRX hard drives.	78.73 Tested fully populated with WD10EFRX hard drives.		-
Fan	3 x 60mm, 12VDC	3 x 60mm, 12VDC		-
Kensington Security Slot	-	-		Yes





Des performances
révolutionnaires
et une connectivité
exceptionnelle
avec les NAS Thunderbolt




	TVS-472XT	TVS-672XT		TVS-872XT
				
Model	TVS-472XT-i3-4G	TVS-672XT-i3-8G		TVS-872XT-i5-16G
Operating System	QTS / QuTS hero	QTS / QuTS hero		QTS / QuTS hero
CPU	Intel® Core™ i3-8100T 4-core/4-thread 3.1 GHz Processor	Intel® Core™ i3-8100T 4-core/4-thread 3.1 GHz Processor		Intel® Core™ i5-8400T 6-core/6-thread Processor, burst up to 3.3 GHz
CPU Architecture	64-bit x86	64-bit x86		64-bit x86
Graphic Processors	Intel® UHD Graphics 630	Intel® UHD Graphics 630		Intel® UHD Graphics 630
Floating Point Unit	Yes	Yes		Yes
Encryption Engine	Yes (AES-NI)	Yes (AES-NI)		Yes (AES-NI)
Hardware-accelerated Transcoding	Yes	Yes		Yes
System Memory	4 GB SODIMM DDR4 (1 x 4 GB)	8 GB SODIMM DDR4 (2 x 4 GB)		16 GB SODIMM DDR4 (2 x 8 GB)
Maximum Memory	64 GB (2 x 32 GB)	64 GB (2 x 32 GB)		64 GB (2 x 32 GB)
Memory Slot	2 x SO-DIMM DDR4	2 x SO-DIMM DDR4		2 x SO-DIMM DDR4
Drive Bay	4 x 3.5-inch SATA 6Gb/s, 3Gb/s	6 x 3.5-inch SATA 6Gb/s, 3Gb/s		8 x 3.5-inch SATA 6Gb/s, 3Gb/s
Hot-swappable	Yes	Yes		Yes
M.2 Slot	2 x M.2 2280 PCIe Gen3 x2 slots	2 x M.2 2280 PCIe Gen3 x2 slots		2 x M.2 2280 PCIe Gen3 x2 slots
SSD Cache Acceleration Support	Yes	Yes		Yes
Gigabit Ethernet Port (RJ45)	2	2		2
2.5 Gigabit Ethernet Port (2.5G/1G/100M)	Optional via a PCIe adapter	Optional via a PCIe adapter		Optional via a PCIe adapter
5 Gigabit Ethernet Port (5G/2.5G/1G/100M)	Optional via a PCIe adapter	Optional via a PCIe adapter		Optional via a PCIe adapter
10 Gigabit Ethernet Port	1 x 10GBASE-T (10G/5G/2.5G/1G/100M)	1 x 10GBASE-T (10G/5G/2.5G/1G/100M)		1 x 10GBASE-T (10G/5G/2.5G/1G/100M)
25 Gigabit Ethernet Port	Optional via a PCIe adapter	Optional via a PCIe adapter		Optional via a PCIe adapter
Thunderbolt Port	2 (Thunderbolt™ 3)	2 (Thunderbolt™ 3)		2 (Thunderbolt™ 3)
PCIe Slot	2 Slot 1: PCIe Gen 3 x16 (CPU) Slot 2: PCIe Gen 3 x4 (PCH) Slot 1 is preinstalled with a Thunderbolt 3 adapter	2 Slot 1: PCIe Gen 3 x16 (CPU) Slot 2: PCIe Gen 3 x4 (PCH) Slot 1 is preinstalled with a Thunderbolt 3 adapter		2 Slot 1: PCIe Gen 3 x16 (CPU) Slot 2: PCIe Gen 3 x4 (PCH) Slot 1 is preinstalled with a Thunderbolt 3 adapter
USB 2.0 port	-	-		-
USB 3.2 Gen 1 port	1	1		1
USB 3.2 Gen 2 (10Gbps) Port	2 x Type-C USB 3.2 Gen 2 10Gbps 2 x Type-A USB 3.2 Gen 2 10Gbps	2 x Type-C USB 3.2 Gen 2 10Gbps 2 x Type-A USB 3.2 Gen 2 10Gbps		2 x Type-C USB 3.2 Gen 2 10Gbps 2 x Type-A USB 3.2 Gen 2 10Gbps
HDMI Output	1, HDMI 2.0 (up to 3840 x 2160 @ 60Hz)	1, HDMI 2.0 (up to 3840 x 2160 @ 60Hz)		1, HDMI 2.0 (up to 3840 x 2160 @ 60Hz)
Form Factor	Tower	Tower		Tower
Dimensions (HxWxD mm)	188.2 x 199.3 x 279.6	188.2 x 264.3 x 279.6		188.2 x 329.3 x 279.6
Net Weight (kg)	5.4	6.553		7.06
Operating temperature	0 - 40 °C (32°F - 104°F)	0 - 40 °C (32°F - 104°F)		0 - 40 °C (32°F - 104°F)
Power Supply Unit	250W, 100-240V	250W, 100-240V		250W, 100-240V
Power Consumption (w): Operating Mode, Typical	37.32	45.6		65.03
Fan	System fan: 1 x 120mm, 12VDC CPU fan: 2 x 60mm blower fan	System fan: 2 x 92mm, 12VDC CPU fan: 2 x 60mm blower fan		System fan: 2 x 120mm, 12VDC CPU fan: 2 x 60mm blower fan
Kensington Security Slot	Yes	Yes		Yes

Créez facilement votre
cloud personnel
et accédez-y depuis
partout




	HS-453DX	TS-431K		TS-133	TS-233	TS-433
						
Model	HS-453DX-8G	TS-431K		TS-133	TS-233	TS-433-4G
Operating System	QTS	QTS		QTS	QTS	QTS
CPU	Intel® Celeron® J4115 4-core/4-thread processor, burst up to 2.5 GHz	AnnapurnaLabs, an Amazon company Alpine AL214, 4-core, 1.7GHz		ARM 4-core Cortex-A55 1.8GHz processor	ARM 4-core Cortex-A55 2.0GHz processor	ARM 4-core Cortex-A55 2.0GHz processor
CPU Architecture	64-bit x86	32-bit ARM		64-bit ARM	64-bit ARM	64-bit ARM
Graphic Processors	Intel® HD Graphics 600	-		-	-	-
Floating Point Unit	Yes	Yes		Yes	Yes	Yes
Encryption Engine	Yes (AES-NI)	Yes		Yes	Yes	Yes
Hardware-accelerated Transcoding	Yes	-		-	-	-
System Memory	8 GB SO-DIMM DDR4 (2 x 4 GB)	1GB DDR3		2 GB on board (non-expandable)	2 GB on board (non-expandable)	4 GB on board (non-expandable)
Maximum Memory	8 GB (2 x 4 GB)	1GB DDR3		2 GB on board (non-expandable)	2 GB on board (non-expandable)	4 GB on board (non-expandable)
Memory Slot	2 x SO-DIMM DDR4	-		-	-	-
Drive Bay	2 x 3.5-inch SATA 6Gb/s, 3Gb/s	4x 3.5-inch SATA 6Gb/s, 3Gb/s		1 x 3.5-inch SATA 6Gb/s, 3Gb/s	2 x 3.5-inch SATA 6Gb/s, 3Gb/s	4x 3.5-inch SATA 6Gb/s, 3Gb/s
Hot-swappable	Yes	Yes		-	Yes	Yes
M.2 Slot	2 x M.2 2280 SATA 6Gb/s slots	-		-	-	-
SSD Cache Acceleration Support	Yes	Yes		-	-	-
Gigabit Ethernet Port (RJ45)	1	2		1	1	1
2.5 Gigabit Ethernet Port (2.5G/1G/100M)	-	-		-	-	1 (2.5G/1G/100M)
5 Gigabit Ethernet Port (5G/2.5G/1G/100M)	-	-		-	-	-
10 Gigabit Ethernet Port	1 x 10GBASE-T (10G/5G/2.5G/1G/100M)	-		-	-	-
25 Gigabit Ethernet Port	-	-		-	-	-
Thunderbolt Port	-	-		-	-	-
PCIe Slot	-	-		-	-	-
USB 2.0 port	2	-		1	2	2
USB 3.2 Gen 1 port	3 (1 x USB-C, 2 x USB-A)	2		1	1	1
USB 3.2 Gen 2 (10Gbps) Port	-	-		-	-	-
HDMI Output	2, HDMI 2.0 (up to resolution 3840 x 2160 @ 60Hz) + HDMI 1.4b (up to 3840 x 2160 @ 30Hz)	-		-	-	-
Form Factor	Set-top design	Tower		Tower	Tower	Tower
Dimensions (HxWxD mm)	43.8 x 404 x 220	169 x 160 x 219		187.5 x 66.1 x 157.6	188.64 x 90.18 x 156.26	169 x 160 x 219
Net Weight (kg)	2.4	2.01		0.61	1.11	2.07
Operating temperature	0 - 35 °C (32°F - 95°F)	0 - 40 °C (32°F - 104°F)		0 - 40 °C (32°F - 104°F)	0 - 40 °C (32°F - 104°F)	0 - 40 °C (32°F - 104°F)
Power Supply Unit	External Power Adapter, 90W, 100-240V	90W Adapter, 100-240V		36W Adapter, 100-240V	65W adapter (12VDC), 100-240VAC	90W adapter (12VDC), 100-240VAC
Power Consumption (w): Operating Mode, Typical	22.38	26.57		7.32	10.81	22.54
Fan	-	1 x 120mm, 12VDC		1 x 50mm, 12VDC	1 x 80mm, 12VDC	1 x 120mm, 12VDC
Kensington Security Slot	-	Yes		-	-	Yes



Extension de stockage
flexible et rentable



	TL-D800C	TL-R1200C-RP		TL-D400S	TL-D800S
					
Model	TL-D800C	TL-R1200C-RP		TL-D400S	TL-D800S
Supported O.S.	QNAP QTS / QuTS hero, Windows, Mac, Linux	QNAP QTS / QuTS hero, Windows, Mac, Linux		QNAP QTS / QuTS hero, Windows, Mac, Linux	QNAP QTS / QuTS hero, Windows, Mac, Linux
CPU	-	-		-	-
Drive Bay	8 x 3.5-inch SATA 6Gb/s, 3Gb/s	12 x 3.5-inch SATA 6Gb/s, 3Gb/s		4 x 3.5-inch SATA 6Gb/s, 3Gb/s	8 x 3.5-inch SATA 6Gb/s, 3Gb/s
Hot-swappable	-	-		-	-
Gigabit Ethernet Port (RJ45)	-	-		-	-
Audio Alert On/Off Switch	Yes	Yes		Yes	Yes
Form Factor	Tower	2U Rackmount		Tower	Tower
Host Interface	1 x USB 3.2 Gen 2 Type-C	1 x USB 3.2 Gen 2 Type-C		1 x SFF-8088	2 x SFF-8088
Dimensions (HxWxD mm)	188.2 x 329.3 x 281.4	88.6 x 482 x 562.5		168.5 x 160.2 x 219	188.2 x 329.3 x 279.6
Net Weight (kg)	6.18	11.03		3.66	6.17
Max. number of HDDs/SSDs supported	8	12		4	8
Hard Drive Type	3.5-inch SATA hard disk drives 2.5-inch SATA hard disk drives 2.5-inch SATA solid state drives	3.5-inch SATA hard disk drives 2.5-inch SATA hard disk drives 2.5-inch SATA solid state drives		3.5-inch SATA hard disk drives 2.5-inch SATA hard disk drives 2.5-inch SATA solid state drives	3.5-inch SATA hard disk drives 2.5-inch SATA hard disk drives 2.5-inch SATA solid state drives
Operating temperature	0 - 40 °C (32°F - 104°F)	0 - 40 °C (32°F - 104°F)		0 - 40 °C (32°F - 104°F)	0 - 40 °C (32°F - 104°F)
Power Supply Unit	250W PSU, 100 - 240V	250W(x2) PSU, 100 - 240V		65W adapter, 100 - 240V	250W PSU, 100 - 240V
Power Consumption (w): Operating Mode, Typical	48.4	82.26		22.985	51.606
Fan Mode Switch	Yes (Auto, high, medium, low)	Yes (Auto, high, medium, low)		Yes (Auto, high, medium, low)	Yes (Auto, high, medium, low)
Fan	2 x 120mm, 12VDC	2 x 70mm, 12VDC		1 x 120mm, 12VDC	2 x 120mm, 12VDC
Kensington Security Slot	Yes	-		Yes	Yes
Management	-	-		-	-

	TL-D1600S	TL-R400S		TL-R1200S-RP	TL-R1220Sep-RP
					
Model	TL-D1600S	TL-R400S		TL-R1200S-RP	TL-R1220Sep-RP
Supported O.S.	QNAP QTS / QuTS hero, Windows, Mac, Linux	QNAP QTS / QuTS hero, Windows, Mac, Linux		QNAP QTS / QuTS hero, Windows, Mac, Linux	QNAP QTS / QuTS hero, Windows, Mac, Linux
CPU	-	-		-	-
Drive Bay	12 x 3.5-inch SATA 6Gb/s, 3Gb/s + 4 x 2.5-inch SATA 6Gb/s, 3Gb/s	4 x 3.5-inch SATA 6Gb/s, 3Gb/s		12 x 3.5-inch SATA 6Gb/s, 3Gb/s	12 x 3.5-inch SAS 12Gb/s, SAS/SATA 6Gb/s
Hot-swappable	-	-		-	Yes
Gigabit Ethernet Port (RJ45)	-	-		-	-
Audio Alert On/Off Switch	Yes	Yes		Yes	-
Form Factor	Tower	1U Rackmount		2U Rackmount	2U Rackmount
Host Interface	4 x SFF-8088	1 x SFF-8088		3 x SFF-8088	4 x 12Gb/s SAS 3.0 wide ports (4-wide port) Mini-SAS HD (SFF-8644)
Dimensions (HxWxD mm)	303.84 x 369.89 x 319.8	43.9 x 438.9 x 291.1		88.6 x 482 x 562.5	88.65 x 482.2 x 423.8
Net Weight (kg)	11.59	3.98		9.49	9.19
Max. number of HDDs/SSDs supported	16	4		12	12
Hard Drive Type	3.5-inch SATA hard disk drives 2.5-inch SATA hard disk drives (for 3.5-inch tray slots only) 2.5-inch SATA solid state drives	3.5-inch SATA hard disk drives 2.5-inch SATA hard disk drives 2.5-inch SATA solid state drives		3.5-inch SATA hard disk drives 2.5-inch SATA hard disk drives 2.5-inch SATA solid state drives	3.5" or 2.5" SAS 12Gb/s, SAS/SATA 6Gb/s and 3Gb/s drives
Operating temperature	0 - 40 °C (32°F - 104°F)	0 - 40 °C (32°F - 104°F)		0 - 40 °C (32°F - 104°F)	0 - 40 °C (32°F - 104°F)
Power Supply Unit	250W PSU, 100 - 240V	100W PSU, 100 - 240V		250W(x2) PSU, 100 - 240V	300W (x2), 100 - 240V
Power Consumption (w): Operating Mode, Typical	93.66	25.07		73.7	163.38
Fan Mode Switch	Yes (Auto, high, medium, low)	Yes (Auto, high, medium, low)		Yes (Auto, high, medium, low)	-
Fan	3 x 92mm, 12VDC	2 x 40mm, 12VDC		2 x 70mm, 12VDC	2 x 80mm, 12VDC
Kensington Security Slot	Yes	Yes		Yes	-
Management	-	-		-	Managed via QNAP QTS / QuTS hero OS 1. Supports disk S.M.A.R.T. information 2. RAID expansion enclosure identifier 3. Locate RAID expansion enclosures 4. Locate hard disks on RAID expansion enclosure 5. Smart fan control by detecting system and hard drive temperature 6. In-band SAS firmware update





	TL-R1620Sep-RP	TL-R1620Sdc		TR-002	TR-004	TR-004U
						
Model	TL-R1620Sep-RP	TL-R1620Sdc		TR-002	TR-004	TR-004U
Supported O.S.	QNAP QTS / QuTS hero, Windows, Mac, Linux	QNAP QTS / QuTS hero, Windows, Mac, Linux		QNAP QTS / QuTS hero, Windows, Mac, Linux	QNAP QTS / QuTS hero, Windows, Mac, Linux	
CPU	-	-		Micro processor with hardware RAID	Micro processor with hardware RAID	Micro processor with hardware RAID
Drive Bay	16 x 3.5-inch SAS 12Gb/s, SAS/SATA 6Gb/s	16 x 3.5-inch SAS 12Gb/s, SAS/SATA 6Gb/s		2 x 3.5-inch SATA 6Gb/s, 3Gb/s	4 x 3.5-inch SATA 3Gb/s	4 x 3.5-inch SATA 3Gb/s
Hot-swappable	Yes	Yes		Yes	Yes	Yes
Gigabit Ethernet Port (RJ45)	-	1 For console access and CLI.		-	-	-
USB 3.2 Gen 1 port	-	-		-	1 x Type-C USB 3.0 (USB 3.2 Gen 1)	1 x Type-C USB 3.0 (USB 3.2 Gen 1)
USB 3.2 Gen 2 (10Gbps) Port	-	-		1 x Type-C USB 3.2 Gen 2 10Gbps	-	-
Audio Alert On/Off Switch	-	-		-	-	-
Form Factor	3U Rackmount	3U Rackmount		Tower	Tower	1U Rackmount
Host Interface	4 x 12Gb/s SAS 3.0 wide ports (4-wide port) Mini-SAS HD (SFF-8644)	3 x 12Gb/s SAS 3.0 wide ports (4-wide port) Mini-SAS HD (SFF-8644) for each controller		-	-	-
Dimensions (HxWxD mm)	131.3 x 482.2 x 425.3	131.3 x 482.2 x 425.3		168.5 x 102 x 219	168.5 x 160.2 x 219	44 x 439 x 291
Net Weight (kg)	11.48	12.26		1.37	1.85	4.03
Max. number of HDDs/SSDs supported	16	16		2	4	4
Hard Drive Type	3.5" or 2.5" SAS 12Gb/s, SAS/SATA 6Gb/s and 3Gb/s drives	3.5" or 2.5" SAS12Gb/s 6Gb/s drives		2 x 2.5-inch or 3.5-inch SATA 6Gb/s	4 x 2.5-inch or 3.5-inch SATA 3Gb/s	4 x 2.5-inch or 3.5-inch SATA 3Gb/s
Operating temperature	0 - 40 °C (32°F - 104°F)	0 - 40 °C (32°F - 104°F)		0 - 40 °C (32°F - 104°F)	0 - 40 °C (32°F - 104°F)	0 - 40 °C (32°F - 104°F)
Power Supply Unit	550W(x2), 100-240V	550W(x2), 100-240V		External Power Adapter, 36W, 100-240V	External Power Adapter, 65W, 100-240V	Open-frame 100W, Input: 100V-240V ~ / 3.5A, 50Hz-60Hz
Power Consumption (w): Operating Mode, Typical	207.13	212.24		10.15	18.21	18.9
Fan Mode Switch	-	-		-	-	-
Fan	3 x 80mm, 12VDC	3 x 80mm, 12VDC		1 x 70mm, 12VDC	1 x 120mm, 12VDC	2 x 40mm, 12VDC
Kensington Security Slot	-	-		Yes	Yes	Yes
Management	Managed via QNAP QTS / QuTS hero OS 1. Supports disk S.M.A.R.T. information 2. RAID expansion enclosure identifier 3. Locate RAID expansion enclosures 4. Locate hard disks on RAID expansion enclosure 5. Smart fan control by detecting system and hard drive temperature 6. In-band SAS firmware update	Managed via NAS QES OS and JBOD Manager for Windows		-	-	-





	TL-R1200PES-RP	TL-R1600PES-RP
		
Model	TL-R1200PES-RP	TL-R1600PES-RP
Supported O.S.	QNAP QTS / QuTS hero, Windows, Mac, Linux	QNAP QTS / QuTS hero, Windows, Mac, Linux
CPU	-	-
Drive Bay	12 x 3.5-inch SATA 6Gb/s	16 x 3.5-inch SATA 6Gb/s
Hot-swappable	Yes	Yes
USB 3.2 Gen 1 port	-	-
USB 3.2 Gen 2 (10Gbps) Port	-	-
Audio Alert On/Off Switch	-	-
Form Factor	2U Rackmount	3U Rackmount
Host Interface	Mini-SAS HD (SFF-8644) 1 x 2 (in, out)	Mini-SAS HD (SFF-8644) 1 x 2 (in, out)
Dimensions (HxWxD mm)	88.65x482.2x423.8	131.3x482.2x425.3
Net Weight (kg)	-	-
Max. number of HDDs/SSDs supported	12	16
Hard Drive Type	3.5" or 2.5" SATA 6Gb/s and 3Gb/s drives	3.5" or 2.5" SATA 6Gb/s and 3Gb/s drives
Operating Temperature	0 - 40 °C (32°F - 104°F)	0 - 40 °C (32°F - 104°F)
Power Supply Unit	300W (x2), 100 - 240V	550W(x2), 100-240V
Power Consumption (w): Operating Mode, Typical	-	-
Fan Mode Switch	-	-
Fan	2 x 80mm, 12VDC	3 x 80mm, 12VDC
Kensington Security Slot	-	-



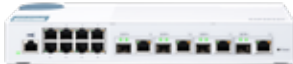
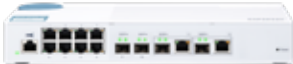
Renforcer l'infrastructure informatique grâce à des solutions de mise en réseau à haut débit








Switches manageables et non-manageables


	QSW-M2106-4C	QSW-M2106-4S		QSW-M2106R-2S2T	QSW-M2106PR-2S2T
					
Model	QSW-M2106-4C	QSW-M2106-4S		QSW-M2106R-2S2T	QSW-M2106PR-2S2T
Management Type	Web Managed	Web Managed		Web Managed	Web Managed
Management Port					
Power Supply Description	Adapter	Adapter		Internal Power Supply Unit	Adapter
Max. Power Consumption (w)	36W	16W		40W	350W
Input Power Type	DC	DC		AC	AC
Input Voltage Range	12V/3A	12V/3A		100-240VAC, 50/60 Hz	100-240VAC, 50/60 Hz
MAC Address Table	16K	16K		16K	16K
Total Non-Blocking Throughput	55Gbps	55Gbps		55Gbps	55Gbps
Switching Capacity	110Gbps	110Gbps		110Gbps	110Gbps
Management Interface	Web	Web		Web	Web
Console	RJ45	RJ45		RJ45	RJ45
Energy Efficient Ethernet (IEEE 802.3az complaint)	Yes	Yes		Yes	Yes
Fan	PWM double ball bearing fan x 1	PWM double ball bearing fan x 1		PWM VAPO Bearing fan x 2	PWM VAPO Bearing fan x 2
Supported Standards	IEEE 802.3 Ethernet IEEE 802.3u 100BASE-T IEEE 802.3ab 1000BASE-T IEEE 802.3bz 2.5G/5GBase-T IEEE 802.3an 10G BASE-T IEEE 802.3z 1000BASE-SX/LX IEEE 802.3ae 10G Fiber IEEE 802.3x Full-Duplex Flow Control IEEE 802.1Q VLAN Tagging IEEE 802.1w RSTP IEEE 802.3ad LACP IEEE 802.1AB LLDP IEEE 802.3az Energy Efficient Ethernet (IEEE 802.1p Class of Service)	IEEE 802.3 Ethernet IEEE 802.3u 100BASE-T IEEE 802.3ab 1000BASE-T IEEE 802.3z 1000BASE-SX/LX IEEE 802.3ae 10G Fiber IEEE 802.3x Full-Duplex Flow Control IEEE 802.1Q VLAN Tagging IEEE 802.1w RSTP IEEE 802.3ad LACP IEEE 802.1AB LLDP IEEE 802.3az Energy Efficient Ethernet IEEE 802.1p Class of Service		IEEE 802.3 Ethernet IEEE 802.3u 100BASE-T IEEE 802.3ab 1000BASE-T IEEE 802.3z 1000BASE-SX/LX IEEE 802.3ae 10G Fiber IEEE 802.3x Full-Duplex Flow Control IEEE 802.1Q VLAN Tagging IEEE 802.1w RSTP IEEE 802.3ad LACP IEEE 802.1AB LLDP IEEE 802.3az Energy Efficient Ethernet IEEE 802.1p Class of Service	IEEE 802.3 Ethernet IEEE 802.3u 100BASE-T IEEE 802.3ab 1000BASE-T IEEE 802.3z 1000BASE-SX/LX IEEE 802.3an 10G BASE-T IEEE 802.3ae 10G Fiber IEEE 802.3x Full-Duplex Flow Control IEEE 802.1Q VLAN Tagging IEEE 802.3ad LACP IEEE 802.1AB LLDP IEEE 802.3az Energy Efficient Ethernet IEEE 802.3af/at/bt Power-over-Ethernet (PoE)
Number of Ports	10	10		10	10
10GbE SFP+	-	4		2	2
10GbE BASE-T (RJ45)	-	-		2	2
10GbE SFP+/RJ45 Combo Ports	4	-		-	-
2.5GbE (RJ45)	6	6		6	6
1GbE (RJ45)	-	-		-	-
Total PoE Ports	-	-		-	8
PoE PSE (802.3af, 15.4W)	-	-		-	port 1~8
PoE+ PSE (802.3at, 30W)	-	-		-	port 1~8
PoE++ PSE (802.3bt, 90W)	-	-		-	port 1~8
PoE Power Output	-	-		-	port 1~8 (90W)
Total PoE Power Budget	-	-		-	310W
Form Factor	Desktop	Desktop		Rackmount	Rackmount
Dimensions (HxWxD mm)	42.5 x 290 x 127	42.5 x 290 x 127		43.3 x 207 x 248.8	43.3 x 207 x 248.8


	QSW-M1208-8C	QSW-M1204-4C		QSW-M804-4C	QSW-1208-8C
					
Model	QSW-M1208-8C	QSW-M1204-4C		QSW-M804-4C	QSW-1208-8C
Management Type	Web Managed	Web Managed		Web Managed	Unmanaged
Management Port	1 x 1GbE RJ45	1 x 1GbE RJ45		1 x 1GbE RJ45	-
Power Supply Description	Internal Power Supply Unit	Internal Power Supply Unit		Internal Power Supply Unit	Internal Open Frame
Max. Power Consumption (w)	70W	70W		70W	50W
Input Power Type	AC	AC		AC	AC
Input Voltage Range	100-240VAC, 50/60Hz	100-240VAC, 50/60Hz		100-240VAC, 50/60Hz	100-240VAC, 50/60 Hz
MAC Address Table	16K	16K		16K	27K
Total Non-Blocking Throughput	120Gbps	120Gbps		80Gbps	120Gbps
Switching Capacity	240Gbps	240Gbps		160Gbps	240Gbps
Management Interface	Web	Web		Web	-
Console	RS232	RS232		RS232	-
Energy Efficient Ethernet (IEEE 802.3az complaint)	Yes	Yes		Yes	Yes
Fan	System: 4 x 4 cm (12V)	System: 4 x 4 cm (12V)		System: 4 x 4 cm (12V)	System: 2 x 4 cm (12V DC)
Supported Standards	IEEE 802.3 Ethernet IEEE 802.3u 100BASE-T IEEE 802.3ab 1000BASE-T IEEE 802.3bz 2.5G/5GBase-T IEEE 802.3an 10G BASE-T IEEE 802.3z 1000BASE-SX/LX IEEE 802.3ae 10G Fiber IEEE 802.3x Full-Duplex Flow Control IEEE 802.1Q VLAN Tagging IEEE 802.1w RSTP IEEE 802.3ad LACP IEEE 802.1AB LLDP IEEE 802.3az Energy Efficient Ethernet (IEEE 802.1p Class of Service)	IEEE 802.3 Ethernet IEEE 802.3u 100BASE-T IEEE 802.3ab 1000BASE-T IEEE 802.3bz 2.5G/5GBase-T IEEE 802.3an 10G BASE-T IEEE 802.3z 1000BASE-SX/LX IEEE 802.3ae 10G Fiber IEEE 802.3x Full-Duplex Flow Control IEEE 802.1Q VLAN Tagging IEEE 802.1w RSTP IEEE 802.3ad LACP IEEE 802.1AB LLDP IEEE 802.3az Energy Efficient Ethernet (IEEE 802.1p Class of Service)		IEEE 802.3 Ethernet IEEE 802.3u 100BASE-T IEEE 802.3ab 1000BASE-T IEEE 802.3bz 2.5G/5GBase-T IEEE 802.3an 10G BASE-T IEEE 802.3z 1000BASE-SX/LX IEEE 802.3ae 10G Fiber IEEE 802.3x Full-Duplex Flow Control IEEE 802.1Q VLAN Tagging IEEE 802.1w RSTP IEEE 802.3ad LACP IEEE 802.1AB LLDP IEEE 802.3az Energy Efficient Ethernet (IEEE 802.1p Class of Service)	IEEE 802.3ab 1000BASE-T Gigabit Ethernet IEEE 802.3bz 2.5G/5G BASE-T Multi-Gig Ethernet IEEE 802.3an 10GBASE-T 10G Ethernet IEEE 802.3ae 10GBASE-SR IEEE 802.3ae 10GBASE-LR IEEE 802.3x Full-duplex flow control IEEE 802.3az Energy Efficient Ethernet
Number of Ports	12	12		8	12
10GbE SFP+	4	8		4	4 10G/1G
10GbE BASE-T (RJ45)	-	-		-	-
10GbE SFP+/RJ45 Combo Ports	8 Note: The 10GbE SFP+ ports are backward compatible with 1GbE SFP; the RJ45 (copper) combo port supports up to five speeds (10G/5G/2.5G/1G/100M).	4 Note: The 10GbE SFP+ ports are backward compatible with 1GbE SFP; the RJ45 (copper) combo port supports up to five speeds (10G/5G/2.5G/1G/100M).		4 Note: The 10GbE SFP+ ports are backward compatible with 1GbE SFP; the RJ45 (copper) combo port supports up to five speeds (10G/5G/2.5G/1G/100M).	8 Note: The 10GbE SFP+ ports are backward compatible with 1GbE SFP; the RJ45 (copper) combo port supports up to five speeds (10G/5G/2.5G/1G/100M).
2.5GbE (RJ45)	-	-		-	-
1GbE (RJ45)	-	-		-	-
Total PoE Ports	-	-		-	-
PoE PSE (802.3af, 15.4W)	-	-		-	-
PoE+ PSE (802.3at, 30W)	-	-		-	-
PoE++ PSE (802.3bt, 90W)	-	-		-	-
PoE Power Output	-	-		-	-
Total PoE Power Budget	-	-		-	-
Form Factor	-	-		-	Desktop
Dimensions (HxWxD mm)	46.65 x 285 x 236.6	46.65 x 285 x 236.6		46.65 x 285 x 236.6	43 x 285 x 233
Net Weight (kg)	2.2	2.16		2.12	2.15

	QSW-2104-2T	QSW-2104-2S		QSW-M408-4C	QSW-M408-2C
					
Model	QSW-2104-2T	QSW-2104-2S		QSW-M408-4C	QSW-M408-2C
Management Type	Unmanaged	Unmanaged		Web Managed	Web Managed
Management Port	-	-		-	-
Power Supply Description	Adapter	Adapter		Adapter	Adapter
Max. Power Consumption (w)	12W	12W		31.46 W	22.04 W
Input Power Type	DC	DC		AC	AC
Input Voltage Range	12V/1A	12V/1A		100-240VAC, 50/60 Hz	100-240VAC, 50/60 Hz
MAC Address Table	16K	16K		16K	16K
Total Non-Blocking Throughput	30Gbps	30Gbps		48Gbps	48Gbps
Switching Capacity	60Gbps	60Gbps		96Gbps	96Gbps
Management Interface	-	-		Web	Web
Console	-	-		RJ45	RJ45
Energy Efficient Ethernet (IEEE 802.3az complaint)	Yes	Yes		Yes	Yes
Fan	-	-		PWM double ball bearing fan x 1	PWM double ball bearing fan x 1
Supported Standards	IEEE 802.3u 100Base-TX Fast Ethernet IEEE 802.3ab 1000BASE-T Gigabit Ethernet IEEE 802.3bz 2.5G/5GBase-T IEEE 802.3an 10GBase-T IEEE 802.3az Energy Efficient Ethernet (EEE)IEEE	IEEE 802.3u 100Base-TX Fast Ethernet IEEE 802.3ab 1000BASE-T Gigabit Ethernet IEEE 802.3bz 2.5G/5GBase-T IEEE 802.3an 10GBase-T IEEE 802.3az Energy Efficient Ethernet (EEE)IEEE SFP Transceiver 1000BASE-SX SFP Transceiver 1000BASE-LX SFP Transceiver 1000BASE-T Copper RJ45 GBIC		IEEE 802.3 Ethernet IEEE 802.3u 100BASE-T IEEE 802.3ab 1000BASE-T IEEE 802.3bz 2.5G/5GBase-T IEEE 802.3an 10G BASE-T IEEE 802.3z 1000BASE-SX/LX IEEE 802.3ae 10G Fiber IEEE 802.3x Full-Duplex Flow Control IEEE 802.1Q VLAN Tagging IEEE 802.1w RSTP IEEE 802.3ad LACP IEEE 802.1AB LLDP IEEE 802.3az Energy Efficient Ethernet IEEE 802.1p Class of Service	IEEE 802.3 Ethernet IEEE 802.3u 100BASE-T IEEE 802.3ab 1000BASE-T IEEE 802.3bz 2.5G/5GBase-T IEEE 802.3an 10G BASE-T IEEE 802.3z 1000BASE-SX/LX IEEE 802.3ae 10G Fiber IEEE 802.3x Full-Duplex Flow Control IEEE 802.1Q VLAN Tagging IEEE 802.1w RSTP IEEE 802.3ad LACP IEEE 802.1AB LLDP IEEE 802.3az Energy Efficient Ethernet IEEE 802.1p Class of Service
Number of Ports	6	6		12	12
10GbE SFP+	-	2		-	2 10G/1G
10GbE BASE-T (RJ45)	2	-		-	-
10GbE SFP+/RJ45 Combo Ports	-	-		4 Note: The 10GbE SFP+ ports are backward compatible with 1GbE SFP; the RJ45 (copper) combo port supports up to five speeds (10G/5G/2.5G/1G/100M).	2 Note: The 10GbE SFP+ ports are backward compatible with 1GbE SFP; the RJ45 (copper) combo port supports up to five speeds (10G/5G/2.5G/1G/100M).
2.5GbE (RJ45)	4	4		-	-
1GbE (RJ45)	-	-		8	8
Total PoE Ports	-	-		-	-
PoE PSE (802.3af, 15.4W)	-	-		-	-
PoE+ PSE (802.3at, 30W)	-	-		-	-
PoE++ PSE (802.3bt, 90W)	-	-		-	-
PoE Power Output	-	-		-	-
Total PoE Power Budget	-	-		-	-
Form Factor	Desktop	Desktop		Desktop	Desktop
Dimensions (HxWxD mm)	34 x 180 x145	34 x 180 x145		42.5 x 290 x 127	42.5 x 290 x 127
Net Weight (kg)	0.722	0.713		1.15	1.15


	QSW-M408S	QSW-M2108-2C		QSW-M2108-2S	QSW-M2108R-2C
					
Model	QSW-M408S	QSW-M2108-2C		QSW-M2108-2S	QSW-M2108R-2C
Management Type	Web Managed	Web Managed		Web Managed	Web Managed
Management Port	-	-		-	-
Power Supply Description	Adapter	Adapter		Adapter	Internal Power Supply Unit
Max. Power Consumption (w)	12.17 W	12.17 W		12.17 W	60W
Input Power Type	AC	DC		DC	AC
Input Voltage Range	100-240VAC, 50/60 Hz	12V		12V	100-240VAC, 50/60 Hz
MAC Address Table	16K	16K		16K	16K
Total Non-Blocking Throughput	48Gbps	40Gbps		40Gbps	40Gbps
Switching Capacity	96Gbps	80Gbps		80Gbps	80Gbps
Management Interface	Web	Web		Web	Web
Console	RJ45	RJ45		RJ45	RJ45
Energy Efficient Ethernet (IEEE 802.3az complaint)	Yes	Yes		Yes	Yes
Fan	PWM double ball bearing fan x 1	PWM double ball bearing fan x 1		PWM double ball bearing fan x 1	PWM double ball bearing fan x 1
Supported Standards	IEEE 802.3 Ethernet IEEE 802.3u 100BASE-T IEEE 802.3ab 1000BASE-T IEEE 802.3z 1000BASE-SX/LX IEEE 802.3ae 10G Fiber IEEE 802.3x Full-Duplex Flow Control IEEE 802.1Q VLAN Tagging IEEE 802.1w RSTP IEEE 802.3ad LACP IEEE 802.1AB LLDP IEEE 802.3az Energy Efficient Ethernet IEEE 802.1p Class of Service	IEEE 802.3 Ethernet IEEE 802.3u 100BASE-T IEEE 802.3ab 1000BASE-T IEEE 802.3bz 2.5G/5GBase-T IEEE 802.3an 10G BASE-T IEEE 802.3z 1000BASE-SX/LX IEEE 802.3ae 10G Fiber IEEE 802.3x Full-Duplex Flow Control IEEE 802.1Q VLAN Tagging IEEE 802.1w RSTP IEEE 802.3ad LACP IEEE 802.1AB LLDP IEEE 802.3az Energy Efficient Ethernet (IEEE 802.1p Class of Service)		IEEE 802.3 Ethernet IEEE 802.3u 100BASE-T IEEE 802.3ab 1000BASE-T IEEE 802.3ab 1000BASE-T IEEE 802.3bz 2.5G/5GBase-T IEEE 802.3z 1000BASE-SX/LX IEEE 802.3ae 10G Fiber IEEE 802.3x Full-Duplex Flow Control IEEE 802.1Q VLAN Tagging IEEE 802.1w RSTP IEEE 802.3ad LACP IEEE 802.1AB LLDP IEEE 802.3az Energy Efficient Ethernet IEEE 802.1p Class of Service	IEEE 802.3 Ethernet IEEE 802.3u 100BASE-T IEEE 802.3ab 1000BASE-T IEEE 802.3bz 2.5G/5GBase-T IEEE 802.3an 10G BASE-T IEEE 802.3z 1000BASE-SX/LX IEEE 802.3ae 10G Fiber IEEE 802.3x Full-Duplex Flow Control IEEE 802.1Q VLAN Tagging IEEE 802.1w RSTP IEEE 802.3ad LACP IEEE 802.1AB LLDP IEEE 802.3az Energy Efficient Ethernet (IEEE 802.1p Class of Service)
Number of Ports	12	10		10	10
10GbE SFP+	4 10G/1G	-		2	-
10GbE BASE-T (RJ45)	-	-		-	-
10GbE SFP+/RJ45 Combo Ports	-	2		-	2
2.5GbE (RJ45)	-	8		8	8
1GbE (RJ45)	8	-		-	-
Total PoE Ports	-	-		-	-
PoE PSE (802.3af, 15.4W)	-	-		-	-
PoE+ PSE (802.3at, 30W)	-	-		-	-
PoE++ PSE (802.3bt, 90W)	-	-		-	-
PoE Power Output	-	-		-	-
Total PoE Power Budget	-	-		-	-
Form Factor	Desktop	Desktop		Desktop	Desktop
Dimensions (HxWxD mm)	42.5 x 290 x 127	42.5 x 290 x 127		42.5 x 290 x 127	43.3 x 207 x 199.5
Net Weight (kg)	1.145	1.12		1.12	1.2




	QSW-308S	QSW-308-1C		QSW-IM1200-8C	QSW-M2116P-2T2S
					
Model	QSW-308S	QSW-308-1C		QSW-IM1200-8C	QSW-M2116P-2T2S
Management Type	Unmanaged	Unmanaged		Web Managed	Web Managed
Management Port	-	-		1 x 1GbE RJ45	-
Power Supply Description	Adapter	Adapter		Adapter	Internal Power Supply Unit
Max. Power Consumption (w)	36W	36W		67W	350W
Input Power Type	AC	AC		DC	AC
Input Voltage Range	100-240VAC, 50/60 Hz	100-240VAC, 50/60 Hz		9V-54V	100-240VAC, 50/60 Hz
MAC Address Table	16K	16K		16K	32K
Total Non-Blocking Throughput	38Gbps	38Gbps		120Gbps	80Gbps
Switching Capacity	76Gbps	76Gbps		240Gbps	160Gbps
Management Interface	-	-		Web	Web
Console	-	-		RS232	RJ45
Energy Efficient Ethernet (IEEE 802.3az complaint)	-	-		Yes	Yes
Fan	Fanless	Fanless		-	PWM double ball bearing fan x 2
Supported Standards	IEEE 802.3 Ethernet IEEE 802.3u 100BASE-TX IEEE 802.3ab 1000BASE-T IEEE 802.3an 10GBASE-T	IEEE 802.3 Ethernet IEEE 802.3u 100BASE-TX IEEE 802.3ab 1000BASE-T IEEE 802.3an 10GBASE-T IEEE 802.3bz 2.5G/5G BASE-T Multi-Gig Ethernet		IEEE 802.3 Ethernet IEEE 802.3u 100BASE-T IEEE 802.3ab 1000BASE-T IEEE 802.3bz 2.5G/5GBase-T IEEE 802.3an 10G BASE-T IEEE 802.3z 1000BASE-SX/LX IEEE 802.3ae 10G Fiber IEEE 802.3x Full-Duplex Flow Control IEEE 802.1Q VLAN Tagging IEEE 802.1w RSTP IEEE 802.3ad LACP IEEE 802.1AB LLDP IEEE 802.3az Energy Efficient Ethernet (IEEE 802.1p Class of Service)	IEEE 802.3 Ethernet IEEE 802.3u 100BASE-T IEEE 802.3ab 1000BASE-T IEEE 802.3z 1000BASE-SX/LX IEEE 802.3an 10G BASE-T IEEE 802.3ae 10G Fiber IEEE 802.3x Full-Duplex Flow Control IEEE 802.1Q VLAN Tagging IEEE 802.3ad LACP IEEE 802.1AB LLDP IEEE 802.3az Energy Efficient Ethernet IEEE 802.3af/at/bt Power-over-Ethernet (PoE)
Number of Ports	11	11		12	20
10GbE SFP+	3 10G only Note: Compatibility issues with the Intel X520 ethernet network adapter might cause the ports to randomly switch between port up and port down status.	2 10G only Note: Compatibility issues with the Intel X520 ethernet network adapter might cause the ports to randomly switch between port up and port down status.		4	2
10GbE BASE-T (RJ45)	-	-		-	2
10GbE SFP+/RJ45 Combo Ports	-	1 Note1: The 10GbE SFP+ ports are not backward compatible with 1GbE SFP; the RJ45 (copper) combo port supports up to five speeds (10G/5G/2.5G/1G/100M). Note2: Compatibility issues with the Intel X520 ethernet network adapter might cause the ports to randomly switch between port up and port down status.		8	-
2.5GbE (RJ45)	-	-		-	16
1GbE (RJ45)	8	8		-	-
Total PoE Ports	-	-		-	18
PoE PSE (802.3af, 15.4W)	-	-		-	Port 1-16
PoE+ PSE (802.3at, 30W)	-	-		-	Port 1-16
PoE++ PSE (802.3bt, 90W)	-	-		-	Port 19-20
PoE Power Output	-	-		-	Port 1-16 (30W), Port 19-20 (90W)
Total PoE Power Budget	-	-		-	280W
Form Factor	Desktop	Desktop		Rackmount	Rackmount
Dimensions (HxWxD mm)	42.5 x 290 x 127	42.5 x 290 x 127		43.5 x 285 x 238	43.5 x 285 x 234.8
Net Weight (kg)	0.74	0.77		4.58	2.08



	QSW-1105-5T
	
Model	QSW-1105-5T
Management Type	Unmanaged
Management Port	-
Power Supply Description	Adapter
Max. Power Consumption (w)	12 W
Input Power Type	DC
Input Voltage Range	12V
MAC Address Table	16K
Total Non-Blocking Throughput	12.5Gbps
Switching Capacity	25Gbps
Management Interface	-
Console	-
Energy Efficient Ethernet (IEEE 802.3az complaint)	-
Fan	Fanless
Supported Standards	IEEE 802.3 Ethernet IEEE 802.3u 100BASE-T IEEE 802.3ab 1000BASE-T IEEE 802.3bz 2.5GBase-T IEEE 802.3x Full-Duplex Flow Control
Number of Ports	5
10GbE SFP+	-
10GbE BASE-T (RJ45)	-
10GbE SFP+/RJ45 Combo Ports	-
2.5GbE (RJ45)	5
1GbE (RJ45)	-
Total PoE Ports	-
PoE PSE (802.3af, 15.4W)	-
PoE+ PSE (802.3at, 30W)	-
PoE++ PSE (802.3bt, 90W)	-
PoE Power Output	-
Total PoE Power Budget	-
Form Factor	Desktop
Dimensions (HxWxD mm)	34 x 180 x 145
Net Weight (kg)	0.577

	QSW-M5216-1T
	
Management Type	Web Managed
Management Port	1 x 1GbE RJ45
Power Supply Description	Internal Power Supply Unit
Max. Power Consumption (w)	29.07W
Input Power Type	AC
Input Voltage Range	100-240VAC, 50/60 Hz
MAC Address Table	16K
Total Non-Blocking Throughput	410Gbps
Switching Capacity	820Gbps
Management Interface	Web
Console	RS232
Energy Efficient Ethernet (IEEE 802.3az complaint)	Yes
Fan	Yes
Supported Standards	IEEE 802.3 Ethernet IEEE 802.3u 100BASE-T IEEE 802.3ab 1000BASE-T IEEE 802.3bz 2.5G/5GBase-T IEEE 802.3an 10G BASE-T IEEE 802.3z 1000BASE-SX/LX IEEE 802.3ae 10G Fiber IEEE 802.3x Full-Duplex Flow Control IEEE 802.3by 25 Gigabit Ethernet IEEE 802.1Q VLAN Tagging IEEE 802.1w RSTP IEEE 802.3ad LACP IEEE 802.1AB LLDP IEEE 802.3az Energy Efficient Ethernet IEEE 802.1p Class of Service Forward Error Correction(FEC)
Number of Ports	17
10GbE SFP+	-
25GbE SFP28	16
10GbE BASE-T (RJ45)	1
10GbE SFP+/RJ45 Combo Ports	-
2.5GbE (RJ45)	-
1GbE (RJ45)	-
Total PoE Ports	-
PoE PSE (802.3af, 15.4W)	-
PoE+ PSE (802.3at, 30W)	-
PoE++ PSE (802.3bt, 90W)	-
PoE Power Output	-
Total PoE Power Budget	-
Form Factor	Rackmount
Dimensions (HxWxD mm)	43.5 x 285 x 237.7
Net Weight (kg)	2.15


Profitez d'une expérience de Wi-Fi maillé à haute portée



	QHora-321	QHora-322	QHora-301W
			
Model	QHora-321	QHora-322	QHora-301W
Number of Ethernet Ports	6	9	6
10GbE BASE-T (RJ45)	-	3 x 10GBASE-T (10G/5G/2.5G/1G/100M)	2 x 10GBASE-T (10G/5G/2.5G/1G/100M)
2.5GbE (RJ45)	6	6	-
1GbE (RJ45)	-	-	4
CPU	Marvell CN9130 Quad Core Armv8 Cortex-A72	Marvell CN9130 Quad Core Armv8 Cortex-A72	Qualcomm IPQ8072A Hawkeye 2 Quad-core 2.2 GHz 64-bit CPU
Memory	4GB DDR4	4GB DDR4	1GB
Flash	4MB SPI NOR Flash 4GB eMMC	4MB SPI NOR Flash 4GB eMMC	4GB eMMC
Wireless Antenna	-	-	8 Internal Antennas
Wireless Antenna Type	-	-	8 Internal 5dBi Antennas
Antenna Gain 2.4 GHz	-	-	4.5dBi
Antenna Gain 5 GHz	-	-	5.2dBi
Transmission Power	-	-	24dBm
Wi-Fi 6 (802.11ax)	-	-	Yes
Wi-Fi 5 (802.11ac)	-	-	Yes
USB 3.2 Gen 1 port	-	1	2
USB 3.2 Gen 1 port_note	-	Only for connecting USB storage for FTP service on the router	Only for connecting USB storage for FTP service on the router
Button	Reset	Reset	Power, WPS, Reset
Power	12V DC	12V DC	12V DC
Power Consumption (w)	36W	36W	24W
Wireless Standard	-	-	802.11a/b/g/n/ac/ax
Wireless Speed Rating	-	-	AX3600
Wireless Speed 2.4 GHz	-	-	2.4G (1182Mbps): 4x4 (40MHz)
Wireless Speed 5 GHz	-	-	5G (2475Mbps): 4x4 (80MHz), 2x2 (160MHz)
Frequency Band 2.4 GHz	-	-	Yes , dual band
Frequency Band 5 GHZ	-	-	Yes , dual band
Wireless Bandwidth	-	-	20/40/80/160 MHz
Transmit Output Power	-	-	Depends on country code
Dimensions (HxWxD mm)	166.4 x 145.7 x 29.85	226 x 140 x 44.4	250×180×48
Weight	0.81Kg	1.08Kg	1.9kg
Packing weight	1.35Kg	1.61Kg	2.2kg
Operating Temperature	0°C ~ +40°C	0°C ~ +40°C	0°C ~ +40°C
Operating Humidity	5% to 95% non-condensing	5% to 95% non-condensing	5% to 95% non-condensing
Certifications	CE / FCC / VCCI / BSMI / RCM / CCC / UKCA	CE / FCC / VCCI / BSMI / RCM / CCC / UKCA	JATE / CE / FCC / BSMI / NCC / IC / SRRC / CCC / VCCI / RCM
QNAP SD-WAN solution, QuWAN	Yes	Yes	Yes




	QMiroPlus-201W	QMiro-201W
		
Model	QMiroPlus-201W	QMiro-201W
Number of Ethernet Ports	5	2
10GbE BASE-T (RJ45)	-	-
2.5GbE Host Port(RJ45)	1	-
1GbE (RJ45)	4	2
CPU	Router: Qualcomm IPQ4019, Quad 4cores ARM Cortex A7@716.8MHz NAS: Intel Gemini Lake J4125 4cores @2.0Ghz	Qualcomm IPQ4019, Quad 4core ARM Cortex A7@716.8MHz
Memory	Router: 512MB DDR3 NAS: 4GB DDR4	512MB DDR3
Flash	Router: 4MB SPI NOR Flash+4GB eMMC NAS:4GB eMMC	4MB SPI NOR Flash 4GB eMMC
Wireless Antenna	4 Internal Antennas	4 Internal Antennas
Wireless Antenna Type	2 Internal dual band(2.4G/5G) antennas 2 Internal single band(5G) antennas	2 Internal dual band(2.4G/5G) antennas 2 Internal single band(5G) antennas
Antenna Gain 2.4 GHz	2.5dBi, 2.6dBi	4.6dBi, 2.7dBi
Antenna Gain 5 GHz	4.6dBi, 4.4dBi	4.9dBi, 6.0dBi
Wi-Fi 6 (802.11ax)	-	-
Wi-Fi 5 (802.11ac)	Yes	Yes
USB 3.2 Gen 1 port	2	1
Bluetooth	Version 5	Version 5
Bluetooth Antenna Gain	3.42dBi	2.3dBi
Button	Power(for NAS), Reset, WPS	Reset, WPS
Power	12V DC	12V DC
Power Consumption (w)	60W	24W
Wireless Standard	802.11a/b/g/n/ac	802.11a/b/g/n/ac
Wireless Speed Rating	AC2200	AC2200
Wireless Speed 2.4 GHz	2.4G (400Mbps): 2x2 Dual Band(20/40MHz)	2.4G (400Mbps): 2x2 Dual Band(20/40MHz)
Wireless Speed 5 GHz	5G (867+867Mbps): 2x2 Dual Band(20/40/80MHz), 2x2 Single Band (20/40/80MHz)	5G (867+867Mbps): 2x2 Dual Band(20/40/80MHz), 2x2 Single Band(20/40/80MHz)
Frequency Band 2.4 GHz	Yes	Yes
Frequency Band 5 GHZ	Yes	Yes
Wireless Bandwidth	20/40/80MHz	20/40/80MHz
Transmit Output Power	Depends on country code	Depends on country code
Dimensions	183.5 x 105 x 143.5	68 x 100 x 175.5
Weight	1.44	0.44
Operating Temperature	0°C ~ +40°C	0°C ~ +40°C
Operating Humidity	5% to 95% non-condensing	5% to 95% non-condensing
Certifications	JATE / CE / FCC / BSMI / NCC / IC / SRRC / CCC / VCCI / RCM / OFCA	JATE / CE / FCC / BSMI / NCC / IC / SRRC / VCCI / RCM / OFCA
Wi-Fi Mesh	Yes (with Tri-Band)	Yes (with Tri-Band)
QNAP SD-WAN solution, QuWAN	Yes	Yes
Drive Bay	2 x 2.5-inch SATA 3Gb/s(Compatible with 6Gb/s SSD/HDD)	-

Solution QuWAN SD-WAN pour une infrastructure informatique résiliente



	QuCPE-3032	QuCPE-3034		QuCPE-7012		
						
Model	QuCPE-3032-C3558R-8G	QuCPE-3034-C3758R-16G		QuCPE-7012-D2166NT-64G	QuCPE-7012-D2146NT-32G	QuCPE-7012-D2123IT-8G
System	QNE Network	QNE Network		QNE Network		
CPU	Intel® Atom® C3558R 4-core 2.4 GHz processor	Intel® Atom® C3758R 8-core 2.4 GHz processor		Intel® Xeon® D-2166NT 12-core/ 24-thread 2.0GHz processor (16.6M Cache; up to 3.0 GHz)	Intel® Xeon® D-2146NT 8-core/ 16-thread 2.3GHz processor (11M Cache; burst up to 3.0GHz)	Intel® Xeon® D-2123IT 4C/8T (11M Cache, 2.20 GHz, up to 3GHz)
System Memory	8GB DDR4 2400MHz Non-ECC UDIMM(1 x 8 GB)	16GB DDR4 2400MHz Non-ECC UDIMM(2 x 8 GB)		64GB DDR4 2666MHz ECC RDIMM (4 x 16GB)	32GB DDR4 2666MHz ECC RDIMM (2 x 16GB)	8GB DDR4 2666MHz ECC RDIMM (1 x 8GB)
Maximum Memory	128GB (2x64GB)	128GB (2x64GB)		128 GB (UDIMM) or 256GB (RDIMM)		
Memory Slot	2 x 288pin DDR4-2400 slots	2 x 288pin DDR4-2400 slots		8 x Long-DIMM DDR4 DDR4 2133/2400MHz slots, up to 128 GB (UDIMM) or 256GB (RDIMM)		
Drive Bays	-	-		2 x 2.5-inch SATA 6Gb/s, 3Gb/s		
PCIe Slot	-	-		1 x PCIe Gen 3 x8		
Console Port (RJ45)	1	1		1		
Fan	2 x 4cm Smart Fan	2 x 4cm Smart Fan		3 x Cooling fans with smart fan		
M.2 SSD Slots	2 x M.2 2280 NVMe	2 x M.2 2280 NVMe		-		
USB 2.0 port	1 Type-A	1 Type-A		1		
USB 3.2 Gen 1 port	1 Type-A	1 Type-A		1		
Power	DC in, 60w	DC in, 60w		Redundant power 300W, 90V~264V AC		
Intel QAT support	Yes	Yes		Yes	Yes	
SR-IOV support	Yes	Yes		Yes		
Intel DPDK support	Yes	Yes		Yes		
Dimension W x D x H (mm)	285 x 237 x 46	285 x 237 x 46		430 x 426 x 44.2		
Total number of built-in and Pre-configured Ports	10	12		12		
10GbE SFP+	2	4		4		
2.5GbE (RJ45)	8	8		8		
Network Module Slot	-	-		1		
Form Factor	Desktop	Desktop		Rackmount, 1U		


	QGD-1602P			QGD-1600P		QGD-3014-16PT
						
Model	QGD-1602P-C3758-16G	QGD-1602P-C3558-8G		QGD-1600P-8G	QGD-1600P-4G	QGD-3014-16PT-8G
Management Type	Web Managed	Web Managed		Web Managed	Web Managed	Web Managed
PCIe Slot	Slot 1: PCIe Gen3 (x4 slot, x2 speed) Slot 2: PCIe Gen3 (x4 slot, x2 speed)	Slot 1: PCIe Gen3 (x4 slot, x2 speed) Slot 2: PCIe Gen3 (x4 slot, x2 speed)		Slot 1: PCIe Gen2 (x2) Slot 2: PCIe Gen2 (x2)	Slot 1: PCIe Gen2 (x2) Slot 2: PCIe Gen2 (x2)	-
USB 3.2 Gen 1 port	2	2		1	1	3
USB 2.0 port	-	-		2	2	-
Management Port	2 x 5GbE ; 2 x 1GbE	2 x 5GbE ; 2 x 1GbE		1 x 1GbE	1 x 1GbE	2 x 2.5GbE
USB 3.2 Gen 2 (10Gbps) Port	Optional via a PCIe adapter	Optional via a PCIe adapter		Optional via a PCIe adapter	Optional via a PCIe adapter	-
HDMI Output	-	-		1	1	2
Power Supply Description	Internal Power Supply Unit	Internal Power Supply Unit		Internal Power Supply Unit	Internal Power Supply Unit	Internal Power Supply Unit
Max. Power Consumption (w)	500W	280W		418W	418W	250W
Input Power Type	AC	AC		AC	AC	AC
Input Voltage Range	100-240VAC, 50/60 Hz	100-240VAC, 50/60 Hz		100-240VAC, 50/60 Hz	100-240VAC, 50/60 Hz	100-240VAC, 50/60 Hz
MAC Address Table	32K	32K		8K	8K	8K
Total Non-Blocking Throughput	48Gbps	48Gbps		16Gbps	16Gbps	16Gbps
Switching Capacity	96Gbps	96Gbps		32Gbps	32Gbps	32Gbps
Management Interface	Web	Web		Web	Web	Web
Energy Efficient Ethernet (IEEE 802.3az complaint)	-	-		Yes	Yes	Yes
Fan	System: 3 x 4 cm (12V DC)	System: 3 x 4 cm (12V DC)		System: 2 x 4 cm (12V DC)	System: 2 x 4 cm (12V DC)	System: 12 x 12 cm (12V DC)
Supported Standards	IEEE 802.3u 100Tx Fast Ethernet IEEE 802.3ab 1000BASE-T Gigabit Ethernet IEEE 802.3bz 2.5G/5G BASE-T Multi-Gig Ethernet IEEE 802.3an 10GBASE-T 10G Ethernet IEEE 802.3ae 10GBASE-SR IEEE 802.3ae 10GBASE-LR IEEE 802.3z 1000Base-X IEEE 802.3x Full-duplex flow control IEEE 802.3af/at/bt Power-over-Ethernet (PoE) IEEE 802.1q Virtual LANs (VLAN) IEEE 802.1p QoS Protocol for Traffic Prioritization	IEEE 802.3u 100Tx Fast Ethernet IEEE 802.3ab 1000BASE-T Gigabit Ethernet IEEE 802.3bz 2.5G/5G BASE-T Multi-Gig Ethernet IEEE 802.3an 10GBASE-T 10G Ethernet IEEE 802.3ae 10GBASE-SR IEEE 802.3ae 10GBASE-LR IEEE 802.3z 1000Base-X IEEE 802.3x Full-duplex flow control IEEE 802.3af/at/bt Power-over-Ethernet (PoE) IEEE 802.1q Virtual LANs (VLAN) IEEE 802.1p QoS Protocol for Traffic Prioritization		IEEE 802.3u 100Tx Fast Ethernet IEEE 802.3ab 1000BASE-T Gigabit Ethernet IEEE 802.3z 1000Base-X IEEE 802.3x Full-duplex flow control IEEE 802.3af/at/bt Power-over-Ethernet (PoE) IEEE 802.1q Virtual LANs (VLAN) IEEE 802.1p QoS Protocol for Traffic Prioritization	IEEE 802.3u 100Tx Fast Ethernet IEEE 802.3ab 1000BASE-T Gigabit Ethernet IEEE 802.3z 1000Base-X IEEE 802.3x Full-duplex flow control IEEE 802.3af/at/bt Power-over-Ethernet (PoE) IEEE 802.1q Virtual LANs (VLAN) IEEE 802.1p QoS Protocol for Traffic Prioritization	IEEE 802.3u 100Tx Fast Ethernet IEEE 802.3ab 1000BASE-T Gigabit Ethernet IEEE 802.3z 1000Base-X IEEE 802.3x Full-duplex flow control IEEE 802.3af/at Power-over-Ethernet (PoE) IEEE 802.1q Virtual LANs (VLAN) IEEE 802.1p QoS Protocol for Traffic Prioritization IEEE 802.3az Energy Efficient Ethernet IEEE 802.3af/at Power-over-Ethernet (PoE)
Number of Ports	18	18		16	16	16
10GbE SFP+	2 10G/1G	2 10G/1G		-	-	-
2.5GbE (RJ45)	8	8		-	-	-
1GbE (RJ45)	8	8		14	14	14
1GbE SFP/RJ45 Combo Ports	-	-		2	2	2
Total PoE Ports	16	16		16	16	16
PoE PSE (802.3af, 15.4W)	Ports 1-16	Ports 1-16		Ports 1-16	Ports 1-16	Ports 1-16
PoE+ PSE (802.3at, 30W)	Ports 1-16	Ports 1-16		Ports 1-16	Ports 1-16	Ports 1-16
PoE++ PSE (802.3bt, 60W)	-	-		Ports 1-4	Ports 1-4	-
PoE++ PSE (802.3bt, 90W)	Ports 1-4	Ports 1-4		-	-	-
PoE Power Output	Ports 1-4 (90W), Ports 5-16 (30W)	Ports 1-4 (90W), Ports 5-16 (30W)		Ports 1-4 (60W), Ports 5-16 (30W)	Ports 1-4 (60W), Ports 5-16 (30W)	Ports 1-16 (Max 30W)
Total PoE Power Budget	370W	200W		360W	360W	140W
Form Factor	Rackmount	Rackmount		Rackmount	Rackmount	Desktop
Dimensions (HxWxD mm)	44.2 x 435.2 x 327.7	44.2 x 435.2 x 327.7		47.2 x 436.2 x 326.2	47.2 x 436.2 x 326.2	130 x 295 x 224.8
Net Weight (kg)	4.37	4.37		4.41	4.41	4.08

	QGD-1602			QGD-1600	
					
Model	QGD-1602-C3558-8G	QGD-1602-C3758-16G		QGD-1600-4G	QGD-1600-8G
Management Type	Web Managed	Web Managed		Web Managed	Web Managed
PCIe Slot	Slot 1: PCIe Gen3 (x4 slot, x2 speed) Slot 2: PCIe Gen3 (x4 slot, x2 speed)	Slot 1: PCIe Gen3 (x4 slot, x2 speed) Slot 2: PCIe Gen3 (x4 slot, x2 speed)		Slot 1: PCIe Gen2 (x2) Slot 2: PCIe Gen2 (x2)	Slot 1: PCIe Gen2 (x2) Slot 2: PCIe Gen2 (x2)
USB 3.2 Gen 1 port	2	2		1	1
USB 2.0 port	-	-		2	2
Management Port	2 x 5GbE ; 2 x 1GbE	2 x 5GbE ; 2 x 1GbE		1 x 1GbE	1 x 1GbE
USB 3.2 Gen 2 (10Gbps) Port	Optional via a PCIe adapter	Optional via a PCIe adapter		Optional via a PCIe adapter	Optional via a PCIe adapter
HDMI Output	-	-		1	1
Power Supply Description	Internal Power Supply Unit	Internal Power Supply Unit		Internal Power Supply Unit	Internal Power Supply Unit
Max. Power Consumption (w)	100W	100W		100W	100W
Input Power Type	AC	AC		AC	AC
Input Voltage Range	100-240VAC, 50/60 Hz	100-240VAC, 50/60 Hz		100-240VAC, 50/60 Hz	100-240VAC, 50/60 Hz
MAC Address Table	32K	32K		8K	8K
Total Non-Blocking Throughput	48Gbps	48Gbps		16Gbps	16Gbps
Switching Capacity	96Gbps	96Gbps		32Gbps	32Gbps
Management Interface	Web	Web		Web	Web
Energy Efficient Ethernet (IEEE 802.3az complaint)	-	-		Yes	Yes
Fan	System: 3 x 4 cm (12V DC)	System: 3 x 4 cm (12V DC)		System: 2 x 4 cm (12V DC)	System: 2 x 4 cm (12V DC)
Supported Standards	IEEE 802.3u 100Tx Fast Ethernet IEEE 802.3ab 1000BASE-T Gigabit Ethernet IEEE 802.3bz 2.5G/5G BASE-T Multi-Gig Ethernet IEEE 802.3an 10GBASE-T 10G Ethernet IEEE 802.3ae 10GBASE-SR IEEE 802.3ae 10GBASE-LR IEEE 802.3z 1000Base-X IEEE 802.3x Full-duplex flow control IEEE 802.1q Virtual LANs (VLAN) IEEE 802.1p QoS Protocol for Traffic Prioritization	IEEE 802.3u 100Tx Fast Ethernet IEEE 802.3ab 1000BASE-T Gigabit Ethernet IEEE 802.3bz 2.5G/5G BASE-T Multi-Gig Ethernet IEEE 802.3an 10GBASE-T 10G Ethernet IEEE 802.3ae 10GBASE-SR IEEE 802.3ae 10GBASE-LR IEEE 802.3z 1000Base-X IEEE 802.3x Full-duplex flow control IEEE 802.1q Virtual LANs (VLAN) IEEE 802.1p QoS Protocol for Traffic Prioritization		IEEE 802.3u 100Tx Fast Ethernet IEEE 802.3ab 1000BASE-T Gigabit Ethernet IEEE 802.3z 1000Base-X IEEE 802.3x Full-duplex flow control IEEE 802.1q Virtual LANs (VLAN) IEEE 802.1p QoS Protocol for Traffic Prioritization	IEEE 802.3u 100Tx Fast Ethernet IEEE 802.3ab 1000BASE-T Gigabit Ethernet IEEE 802.3z 1000Base-X IEEE 802.3x Full-duplex flow control IEEE 802.1q Virtual LANs (VLAN) IEEE 802.1p QoS Protocol for Traffic Prioritization
Number of Ports	18	18		16	16
10GbE SFP+	2 10G/1G	2 10G/1G		-	-
2.5GbE (RJ45)	8	8		-	-
1GbE (RJ45)	8	8		14	14
1GbE SFP/RJ45 Combo Ports	-	-		2	2
Total PoE Ports	-	-		16	16
PoE PSE (802.3af, 15.4W)	-	-		Ports 1-16	Ports 1-16
PoE+ PSE (802.3at, 30W)	-	-		Ports 1-16	Ports 1-16
PoE++ PSE (802.3bt, 60W)	-	-		Ports 1-4	-
PoE++ PSE (802.3bt, 90W)	Ports 1-4	-		-	-
PoE Power Output	-	-		Ports 1-4 (60W), Ports 5-16 (30W)	Ports 1-4 (90W), Ports 5-16 (30W)
Total PoE Power Budget	-	-		360W	370W
Form Factor	Rackmount	Rackmount		Rackmount	Rackmount
Dimensions (HxWxD mm)	44.2, 435.2, 327.7	44.2, 435.2, 327.7		47.2, 436.2, 326.2	47.2, 436.2, 326.2
Net Weight (kg)	4.37	4.37		4.41	4.41


Solution intelligente de
surveillance IP et de
sauvegarde à distance de
nouvelle génération











	QVP-63B	QVP-85B		QVP-63A	QVP-41B
					
Model	QVP-63B	QVP-85B		QVP-63A	QVP-41B
Operating System	QVR Pro OS (QVP)	QVR Pro OS (QVP)		QVR Pro OS (QVP)	QVR Pro OS (QVP)
CPU	Intel® Core™ i3 Processor	Intel® Core™ i5 Processor		Intel® Core™ i3-8100T 4-core 3.1 GHz Processor	Intel Celeron ® Processor
CPU Architecture	64-bit x86	64-bit x86		64-bit x86	64-bit x86
Graphic Processors	Intel® UHD Graphics 630	Intel® UHD Graphics 630		Intel® UHD Graphics 630	Intel® HD Graphics 600
System Memory	16 GB SODIMM DDR4 (1 x 16 GB)	32 GB SODIMM DDR4 (2 x 16 GB)		16 GB SODIMM DDR4 (2 x 8 GB)	8 GB SODIMM DDR4 (2 x 4 GB)
Maximum Memory	64 GB (2 x 32 GB)	64 GB (2 x 32 GB)		32 GB (2 x 16 GB)	8 GB (2 x 4 GB)
Memory Slot	2 x SO-DIMM DDR4	2 x SO-DIMM DDR4		2 x SO-DIMM DDR4	2 x SO-DIMM DDR4
Drive Bay	6 x 3.5-inch SATA 6Gb/s, 3Gb/s	8 x 3.5-inch SATA 6Gb/s, 3Gb/s		6 x 3.5-inch SATA 6Gb/s, 3Gb/s	4 x 3.5-inch SATA 6Gb/s, 3Gb/s
Hot-swappable	Yes	Yes		Yes	Yes
M.2 SSD Slot	2 x M.2 2280 PCIe Gen4 x4 slots	2 x M.2 2280 PCIe Gen4 x4 slots		2 x M.2 2280 PCIe Gen3 x2 slots	2 x M.2 2280 SATA x2 slots
Max Live Cameras (Local Display)	50ch @ All 720p,H.264, 30FPS 30ch @ All 1080p,H.264, 30FPS	56ch @ All 720p,H.264, 30FPS 34ch @ All 1080p,H.264, 30FPS		32ch @ All 720p,H.264, 30FPS 16ch @ All 1080p,H.264, 30FPS	24ch @ All 720p,H.264, 30FPS 12ch @ All 1080p,H.264, 30FPS
Max Playback Cameras (Local Display)	16	16		12	12
Max Concurrent Connection (Client)	16 (4 live cameras / per remote client) *The number of client concurrent connection varies by live cameras	16 (4 live cameras / per remote client) *The number of client concurrent connection varies by live cameras		16 (4 live cameras / per remote client) *The number of client concurrent connection varies by live cameras	8 (4 live cameras / per remote client) *The number of client concurrent connection varies by live cameras
Embedded Channel	8	8		8	8
Max Channel	36 H264 / 1920x1080 / 30FPS	64 H264 / 1920x1080 / 30FPS		36 H264 / 1920x1080 / 30FPS	24 H264 / 1920x1080 / 30FPS
Max Throughput	1188 Mbps	1686 Mbps		396 Mbps	288 Mbps
Gigabit Ethernet Port(RJ45)	-	-		2	14
2.5 Gigabit Ethernet Port	2	2		-	2
1GbE SFP/RJ45 Combo Ports	-	-		-	2
PoE PSE (802.3af, 15.4W)	-	-		-	port 1-16
PoE+ PSE (802.3at, 30W)	-	-		-	port 1-16
PoE Power Output	-	-		-	port 1-16 (Max 30W per port)
Total PoE Power Budget	-	-		-	140W
PCI slot	2 Slot 1: PCIe Gen 4 x16 Slot 2: PCIe Gen 4 x4	2 Slot 1: PCIe Gen 4 x16 Slot 2: PCIe Gen 4 x4		2 Slot 1: PCIe Gen 3 x16 (CPU) Slot 2: PCIe Gen 3 x4 (PCH)	-
USB 3.2 Gen 1 port	--	--		1	3
USB 3.2 Gen 2 (10Gbps)Port	1 x Type-C USB 3.2 Gen 2 10Gbps 2 x Type-A USB 3.2 Gen 2 10Gbps	1 x Type-C USB 3.2 Gen 2 10Gbps 2 x Type-A USB 3.2 Gen 2 10Gbps		2 x Type-C USB 3.2 Gen2 5V/3A 10Gbps 2 x Type-A USB 3.2 Gen2 5V/1A 10Gbps	-
HDMI Output	1, HDMI 1.4b (up to 4096 x 2160 @ 30Hz)	1, HDMI 1.4b (up to 4096 x 2160 @ 30Hz)		1, HDMI 2.0 (up to 3840 x 2160 @ 60Hz)	2, HDMI 2.0 (up to 3840 x 2160 @ 60Hz)
Form Factor	Tower	Tower		Tower	Tower
Dimensions (HxWxD mm)	188.2 x 264.3 x 280.8	188.2 x 329.3 x 280.8		188.2 x 264.3 x 279.6	130 x 295 x 224.8
Net Weight (kg)	6.32	7.3		6.553	4.08
Operating temperature	0 - 40 °C (32°F - 104°F)	0 - 40 °C (32°F - 104°F)		0 - 40 °C (32°F - 104°F)	0 - 40 °C (32°F - 104°F)
Power Supply Unit	250W, 100-240V	250W, 100-240V		250W, 100-240V	250W, 100-240V
Power Consumption (w): Operating Mode, Typical	79.363 With WD10EFRX drives fully populated	85.701 With WD10EFRX drives fully populated		45.6	43.584
Fan	System fan: 2 x 92mm, 12VDC CPU fan: 2 x 60mm blower fan	System fan: 2 x 120mm, 12VDC CPU fan: 2 x 60mm blower fan		System fan: 2 x 92mm, 12VDC CPU fan: 2 x 60mm blower fan	System fan: 120 x 120mm, 12VDC
Tray Locker	Yes	Yes		Yes	Yes





	KoiBox-100W
	
Model	koibox-100w
Operating System	KoiMeeter
CPU	Intel® Celeron® dual-core 1.8GHz
System Memory	4GB DDR4
Flash Memory	M.2 2242 SSD 30GB
Drive Bay	1 x 2.5-inch SATA (HDD/SSD not included)
Gigabit Ethernet Port	1 x 1GbE RJ45
Wi-Fi / Bluetooth	Intel Wi-Fi 6 AX201, 802.11ax, Bluetooth 5.2
HDMI Output	1 x HDMI 1.4b output
USB Port	4 x USB 3.2 Gen 2 Type-A
IR sensor	Yes, supports remote controller (RM-IR004)
Buttons	1 x Power button
LED Indicators	Power status (On: blue, Standby: blue breathing light, Off: red)
Power Supply Unit	36W, 100-240V DC, 50/60Hz
Security Slot	1x Kensington security slot
Dimensions (H x W x D)	45 x 232 x 152
Net Weight	1.09 kg (2.4lbs)
Operating Temperature & Relative Humidity	0 ~ 40°C (32°F ~ 104°F) · 5 - 95% RH non-condensing





Des accessoires polyvalents
et riches en fonctionnalités
pour améliorer les
performances
de votre système











	QM2-2P2G2T	QM2-2P10G1TB		QM2-2S-220A	QM2-2P-244A
					
Model	QM2-2P2G2T	QM2-2P10G1TB		QM2-2S-220A	QM2-2P-244A
description	Dual M.2 2280 SATA SSD & dual-port 2.5GbE expansion card	Dual M.2 2280 PCIe NVMe SSD & single-port 10GbE expansion card		Dual M.2 22110/2280 SATA SSD expansion card	Dual M.2 22110/2280 PCIe NVMe SSD expansion card





	QM2-2P-344A	QM2-2P-384A		QM2-4S-240	QDA-SA3
					
Model	QM2-2P-344A	QM2-2P-384A		QM2-4S-240	QDA-SA3
description	Dual M.2 22110/2280 PCIe NVMe SSD expansion card	Dual M.2 22110/2280 PCIe NVMe SSD expansion card		Dual M.2 22110/2280 SATA SSD expansion card	2.5-inch 6Gbps SAS to SATA drive adapter





	QDA-UMP4	QDA-U2MP		QDA-A2AR	QDA-A2MAR
					
Model	QDA-UMP4	QDA-U2MP		QDA-A2AR	QDA-A2MAR
description	Use an M.2 PCIe NVMe SSD in a U.2 PCIe NVMe SSD drive bay for PC and NAS	Use two M.2 PCIe NVMe SSD in a U.2 PCIe NVMe SSD drive bay for PC and NAS		Use two 2.5-inch SATA drives in a single 3.5-inch SATA drive bay with RAID support for PC and NAS	Use two M.2 SATA SSDs in a single 2.5-inch SATA drive bay with RAID support for PC and NAS





	QXP-1600eS-A1164	QXP-10G2U3A		QXP-400eS-A1164	QXP-800eS-A1164
					
Model	QXP-1600eS-A1164	QXP-10G2U3A		QXP-400eS-A1164	QXP-800eS-A1164
description	16-port SATA expansion card	USB 3.2 Gen 2 dual-port PCIe expansion card		Quad-port SATA expansion card (1 x SFF-8088)	8-port SATA expansion card (2 x SFF-8088)


	QXP-T32P	QXP-1620S-B3616W		QXP-16G2FC	QXP-32G2FC
					
Model	QXP-T32P	QXP-1620S-B3616W		QXP-16G2FC	QXP-32G2FC
description	Dual-port Thunderbolt™ 3 Expansion Card	Quad-port External SAS 12Gb/s storage expansion card		Dual-port 16Gb Enhanced Gen 5 Fibre Channel expansion card with SFP+ transceivers	Dual-port 32Gb Gen 6 Fibre Channel expansion card with SFP+ transceivers

	QXP-3X8PES	QXP-3X4PES		QXP-W6-AX200	QXG-10G1T
					
Model	QXP-3X8PES	QXP-3X4PES		QXP-W6-AX200	QXG-10G1T
description	Dual-port PCIe Gen 3 x8 expansion card	Dual-port PCIe Gen 3 x4 expansion card		2.4/5 GHz Dual Band Dual Concurrent (DBDC), 4 x 4 Multi-user MIMO (MU-MIMO), low-profile PCI Express (PCIe) 2.0 x1 wireless adapter	Single-port, 5-speed 10 GbE network expansion card

	QXG-10G2TB	QXG-25G2SF-CX6		QXG-100G2SF-E810	QXG-100G2SF-CX6
					
Model	QXG-10G2TB	QXG-25G2SF-CX6		QXG-100G2SF-E810	QXG-100G2SF-CX6
description	Dual-port, 5-speed 10 GbE network expansion card	Dual-port 25 GbE network expansion card		Dual-port 100 GbE network expansion card	Dual-port 100 GbE network expansion card

	QXG-2G1T-I225	QXG-2G2T-I225		QXG-2G4T-I225	QXG-5G1T-111C
					
Model	QXG-2G1T-I225	QXG-2G2T-I225		QXG-2G4T-I225	QXG-5G1T-111C
description	Single-port 2.5 GbE network expansion card	Dual-port 2.5 GbE network expansion card		Quad-port 2.5 GbE network expansion card	Single-port, 4-speed 5 GbE network expansion card

	QXG-5G2T-111C	QXG-5G4T-111C		QNA-T310G1S	QNA-T310G1T
					
Model	QXG-5G2T-111C	QXG-5G4T-111C		QNA-T310G1S	QNA-T310G1T
description	Dual-port, 4-speed 5 GbE network expansion card	Quad-port, 4-speed 5 GbE network expansion card		Single-port Thunderbolt 3 to single-port 10GbE SFP+	Single-port Thunderbolt 3 to single-port 10GbE NBASE-T RJ-45

	QNA-UC5G1T
	
Model	QNA-UC5G1T
description	USB 3.2 Gen 1 to 5GbE Adapter

*All specifications are subject to change without notice



QNAP SYSTEMS, INC.

www.qnap.com

QNAP Systems, Inc.

New Taipei City
Email: sales@qnap.com
Tel: +886 2 2641 2000

QNAP Inc. (USA)

Pomona CA
Email: usasales@qnap.com
Tel: +1-909-595-2782

QNAP Inc. (Canada)

Markham, Ontario
Email: canadasales@qnap.com
Tel: +1-905-947-1000

QNAP GmbH (Germany)

München
Email: desales@qnap.com
Tel: +49-(0)215-4884-2816

QNAP SRL (Italy)

Roma
Email: eusales@qnap.com
Tel: +39-(0)687-738456

QNAP UK Limited

Swindon
Email: uksales@qnap.com
Tel: +44-(0)333-344-2522

QNAP Japan

Tokyo
Email: jpsales@qnap.com
Tel: +81-3-5901-9735

QNAP Southeast Asia Co., Ltd. (Thailand)

Bangkok
Email: thsales@qnap.com
Tel: +66-2-0058588



QNAP may make changes to specifications and product descriptions at any time, without notice. Copyright © 2023 QNAP Systems, Inc. All rights reserved.

QNAP® and other names of QNAP Products are proprietary marks or registered trademarks of QNAP Systems, Inc. Other products and company names mentioned herein are trademarks of their respective holders.



The terms HDMI, HDMI High-Definition Multimedia Interface, HDMI trade dress and the HDMI Logos are trademarks or registered trademarks of HDMI Licensing Administrator, Inc.