

QmailAgent 3.1

Easily migrate email across mailboxes. No more pain when changing mailbox



Over 450 thousands downloads! What are you waiting for?

Real comments from Reddit



In general, QmailAgent is actually pretty good. Both mobile and web version.



Search works fine. It detects attachments fine and shows them in mail list as buttons below mail title - so it's easy to notice and you can for instance do a quick look at a PDF attached.

I use it on gmail with IMAP, all my IMAP folders and settings are there, I don't feel like I'm missing anything.



It integrates with QContacts well.



I've now downloaded QmailAgent. It does take a while to sync everything but once that is done, it's pretty good.



Support Mainstream Email Servers



yeah.net 网易免费邮

126 网易免费邮
www.126.com

163 网易免费邮
mail.163.com

IMAP



9 mainstream email servers
& IMAP access

18 features for email
management

Email Management

- Manage multiple email accounts
- Manage address book
- Send / receive emails
- Send big-size file via share link
- Automatic download frequency
- Push notification
- Canned responses
- Replicate emails to another mailbox

Preview & Search

- Preview pane
- Keyword search
- Filter search
- Email and attachment content search

Data Security

- Backup all emails and attachments to NAS
- Restore data to email server
- Backup email encryption
- Administrator – Secondary backup emails and settings
- Administrator – Recover emails and settings
- Administrator – Recover emails to another mailbox

QmailAgent 3.1

Easily migrate email
across mailboxes

Change email server
and keep backup emails



Easily migrate email across mailboxes

- IT administrator migrate former employee's emails to the supervisor.
- Migrate all emails when change the contact email address.
- Replicate specific emails.




Benefits of email migration

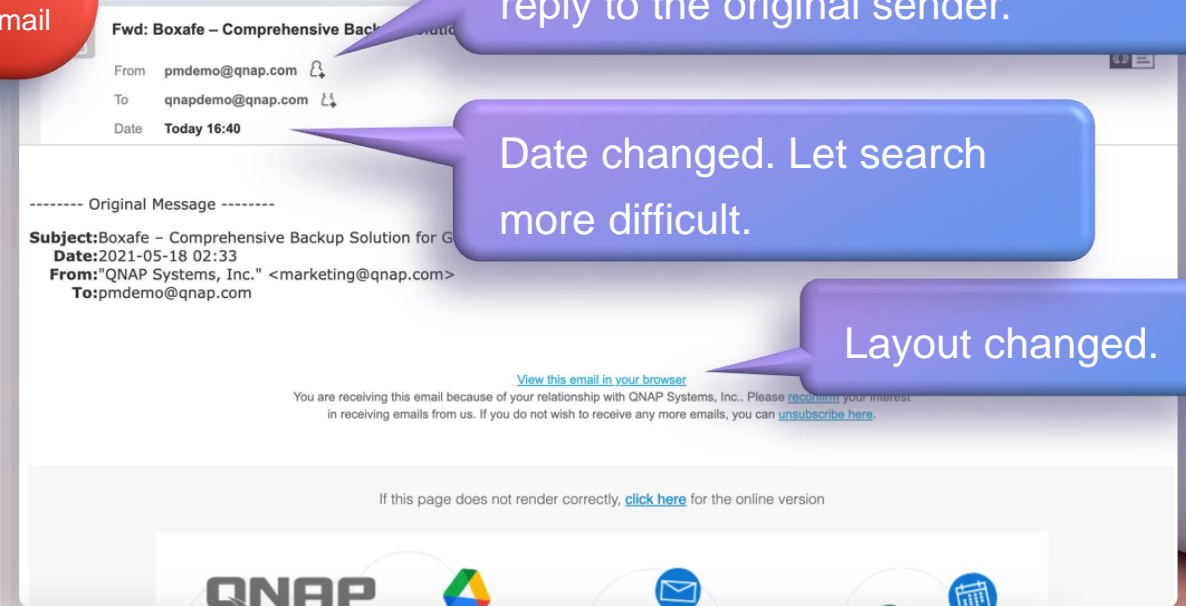
Compare to forwarding email, email migration helps to:

- Keep original sender and let you reply directly.
- Keep original received date and let you find it easily.
- Keep original content without changing layout.

Original email



Forwarded email



Sender changed. Can not directly reply to the original sender.

Date changed. Let search more difficult.

Layout changed.

Migrate former employees' emails

The concern of data protection when employee leaving



Data/ knowledge loss from employee who leaves



IT has no full control over employee's data




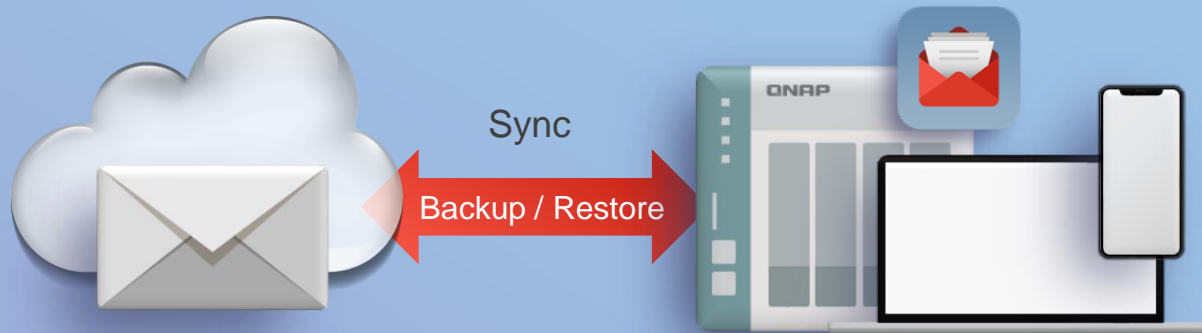
Former employee didn't return all data

IT needs to backup all enterprise's data and do the transfer when employee leaving.



Secondary backup and restore to another mailbox

Users backup and manage mailboxes by themselves.



Backup emails and attachments

Restore data to email server

Administrator backup all emails in the NAS



Secondary backup emails

Restore to any mailbox

Backup 3-2-1 rule keeps your data safe

With QmailAgent, archive and backup all mail data to public cloud to realize backup 3-2-1 rule and keep the mail data more secure.



3 copies:

- Mail server
- NAS
- Remote cloud

2 medias:

- On-premise NAS
- Cloud

1 offsite:

Data in cloud is offsite

Backup all data in mailbox


- Incremental / Sync backup type
- Scheduled backup
- Client-side encryption
- Data compression

Only administrator can manage the secondary backup/ restore job.

Create a Backup Job


Source/Destination Settings Summary

Confirm your backup job information.


Local NAS

Email Accounts
▶ demo@qnap.com

→


Destination
/Google Drive (demo)/My Drive/QmailBackup

Job name:
Backup2

Backup type:
Incremental

Backup schedule:
Daily: 0:0

Client-side encryption:
Enable

Compress backup data:
Enable

Cancel Back Create

Archive mails to public cloud via HybridMount




HybridMount

Install HybridMount, you can archive and backup your mails and attachments to the public cloud.

Cloud Drive



Object Storage



Archive old mails to less expensive cloud storage.

Search and granular restore to another mailbox

- Quickly search the email by keywords and date from the archives.
- Select the mails to restore to another mailbox.

The screenshot displays the QmailAgent Premium interface. On the left, a sidebar shows a 'Restore Emails' section with a list of folders: INBOX, [Gmail]/Drafts, [Gmail]/Sent Mail, [Gmail]/Spam, [Gmail], Trash, All Mail, Important, Starred, Boxafe_Restore_20211015_..., and Test. The main area shows a list of emails from 'QNAP Systems, Inc.' with subject lines related to security advisories. A 'Restore Job' dialog is open on the right, with a purple speech bubble pointing to the 'Different email account' option. The dialog includes fields for 'Email Account' (pmdemo@qnap.com) and 'Restore Method' (Instant (Upload to server)).

Restore Job

Email Account
Select the email account for the data you want to restore

Same email account
 Different email account

Restore Method
Restore mode:

Restore Download to Local Selected :Emails 3 Folders 0

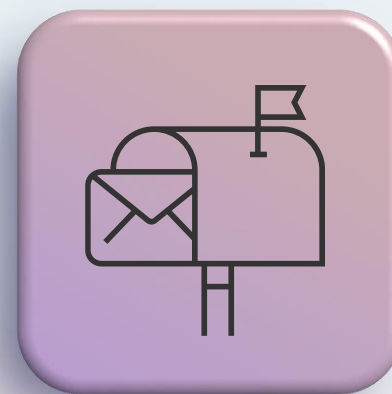
Change the contact email address

Replicate all mails to the new mailbox

It's really a pain to manage two mail accounts at the same time when changing the contact mail address.



The mails in the old mail account are still needed



The new email is still sent to the old mail account



Continuous replicate mails to the new mailbox

The screenshot shows the QmailAgent Premium interface. The top navigation bar includes the logo and 'Premium' label. Below it, there are tabs for 'demo', 'demo2', 'Email', 'Storage location settings', and 'Continuous Replicate'. The 'Continuous Replicate' tab is active, displaying a configuration page for a destination email account 'qnapdemo@qnap.com'. The page contains two main sections: 'Continuously Replicate New Emails to the Destination' and 'Replicate Existing Emails to the Destination'. The first section is enabled and set to 'Instant mode' with the 'Inbox' folder selected. The second section is also enabled and set to 'Backup mode' with the 'Same folder (default)' folder selected. A 'Save' button is located at the bottom left. Two purple callout boxes provide additional context: one points to the 'Instant mode' setting, and the other points to the 'Backup mode' setting.

Automatically replicate the new received email to the new mailbox.

Replicate all the email in the old mailbox to the new mailbox.

QmailAgent Premium

demo

demo2

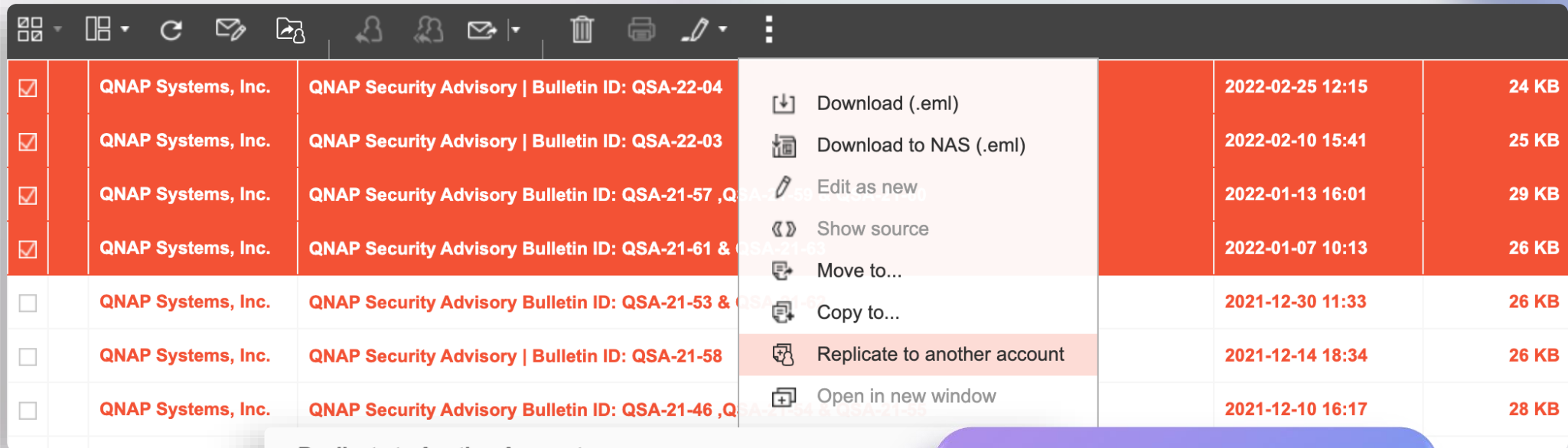
Email Storage location settings Continuous Replicate

You can continuously replicate new emails to other destination mailboxes, and replicate existing emails to other destination mailboxes at the same time. [What is Instant / Backup mode?](#)

Destination Email Account	Continuously Replicate New Emails to the Destination <i>i</i>	Replicate Existing Emails to the Destination <i>i</i>
qnapdemo@qnap.com	<input checked="" type="checkbox"/> Enable <input checked="" type="radio"/> Replicate to the destination Instant mode Inbox <input type="radio"/> Replicate to the destination Backup mode Same folder (default)	<input checked="" type="checkbox"/> Enable <input type="checkbox"/> Replicate to the destination Instant mode Same folder (default) <input checked="" type="checkbox"/> Replicate to the destination Backup mode Same folder (default)

Save

Select and replicate emails to another mailbox



✓	QNAP Systems, Inc.	QNAP Security Advisory Bulletin ID: QSA-22-04	Download (.eml)	2022-02-25 12:15	24 KB
✓	QNAP Systems, Inc.	QNAP Security Advisory Bulletin ID: QSA-22-03	Download to NAS (.eml)	2022-02-10 15:41	25 KB
✓	QNAP Systems, Inc.	QNAP Security Advisory Bulletin ID: QSA-21-57, QSA-21-58	Edit as new	2022-01-13 16:01	29 KB
✓	QNAP Systems, Inc.	QNAP Security Advisory Bulletin ID: QSA-21-61 & QSA-21-63	Show source	2022-01-07 10:13	26 KB
☐	QNAP Systems, Inc.	QNAP Security Advisory Bulletin ID: QSA-21-53 & QSA-21-54	Move to...	2021-12-30 11:33	26 KB
☐	QNAP Systems, Inc.	QNAP Security Advisory Bulletin ID: QSA-21-58	Copy to...	2021-12-14 18:34	26 KB
☐	QNAP Systems, Inc.	QNAP Security Advisory Bulletin ID: QSA-21-46, QSA-21-47	Open in new window	2021-12-10 16:17	28 KB

Replicate to Another Account

Destination email account:

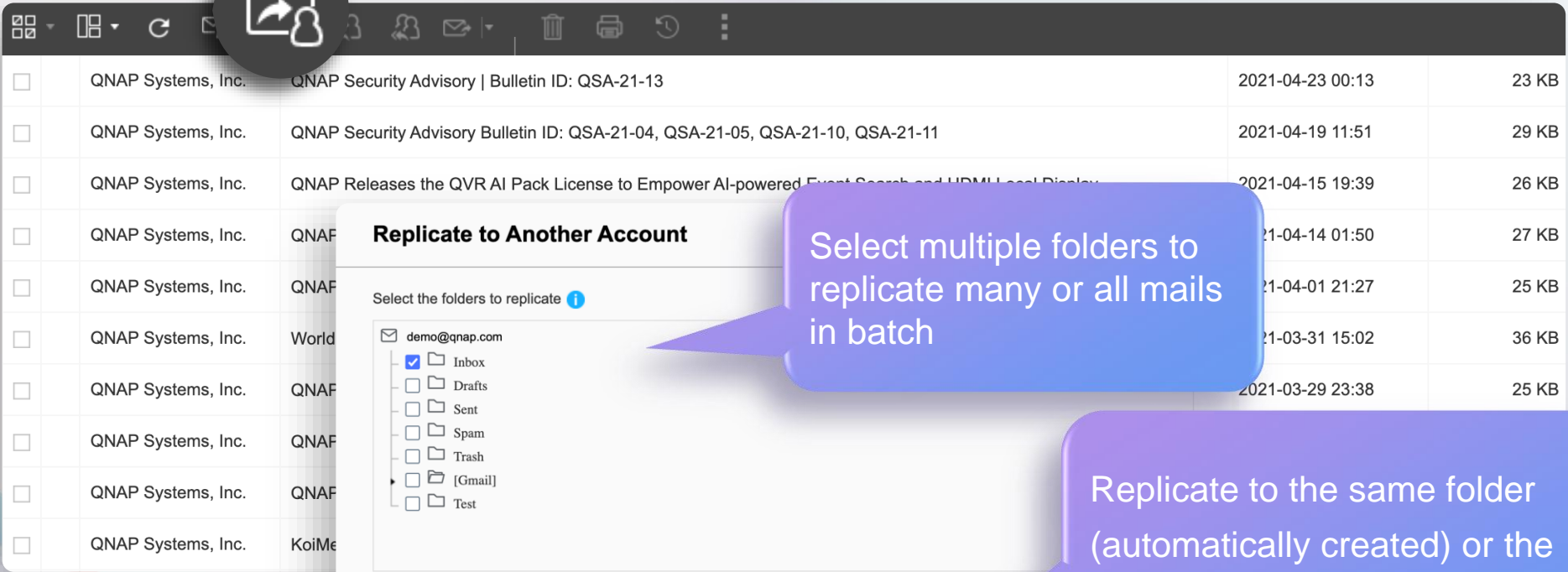
Destination folder: Same folder (default) Specific folder

Apply Cancel

Replicate to the same folder (automatically created) or the specific folder



Select and replicate folders to another mailbox



<input type="checkbox"/>	QNAP Systems, Inc.	QNAP Security Advisory Bulletin ID: QSA-21-13	2021-04-23 00:13	23 KB
<input type="checkbox"/>	QNAP Systems, Inc.	QNAP Security Advisory Bulletin ID: QSA-21-04, QSA-21-05, QSA-21-10, QSA-21-11	2021-04-19 11:51	29 KB
<input type="checkbox"/>	QNAP Systems, Inc.	QNAP Releases the QVR AI Pack License to Empower AI-powered Event Search and HDMI Local Display	2021-04-15 19:39	26 KB
<input type="checkbox"/>	QNAP Systems, Inc.	QNAP	21-04-14 01:50	27 KB
<input type="checkbox"/>	QNAP Systems, Inc.	QNAP	21-04-01 21:27	25 KB
<input type="checkbox"/>	QNAP Systems, Inc.	World	21-03-31 15:02	36 KB
<input type="checkbox"/>	QNAP Systems, Inc.	QNAP	2021-03-29 23:38	25 KB
<input type="checkbox"/>	QNAP Systems, Inc.	QNAP		
<input type="checkbox"/>	QNAP Systems, Inc.	QNAP		
<input type="checkbox"/>	QNAP Systems, Inc.	KoiMe		

Replicate to Another Account

Select the folders to replicate


- Inbox
- Drafts
- Sent
- Spam
- Trash
- [Gmail]
- Test

Destination email account:

Destination folder: Same folder (default) Specific folder

Select multiple folders to replicate many or all mails in batch

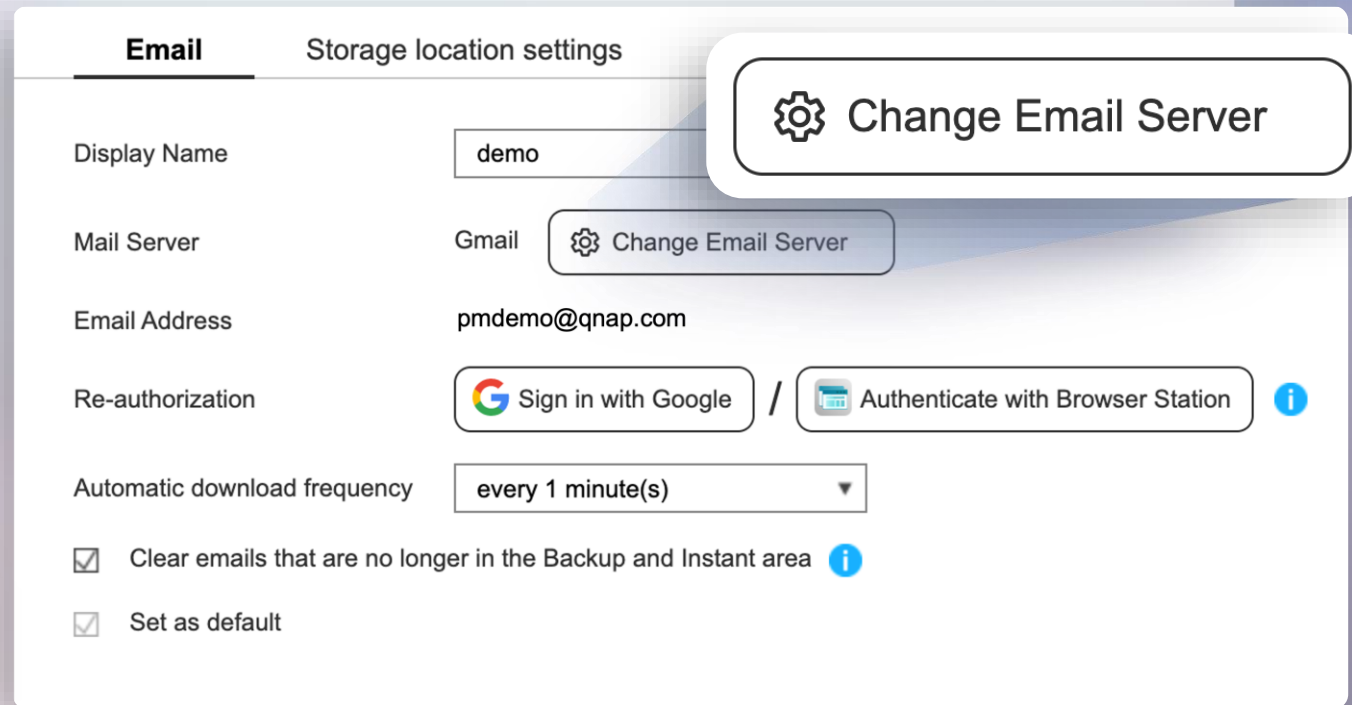
Replicate to the same folder (automatically created) or the specific folder



Change email server and keep all backup emails

- When the company change the SaaS, the existed authorization will not work anymore. You can change the email server to keep receiving and backing up emails and keep accessing all the existed backup emails.
- You can restore the backup emails to the new email server by QmailAgent.

Only Gmail and Outlook support to change email server



Email Storage location settings

Display Name demo

Mail Server Gmail [Change Email Server](#)

Email Address pmdemo@qnap.com

Re-authorization [Sign in with Google](#) / [Authenticate with Browser Station](#)


Automatic download frequency every 1 minute(s)

Clear emails that are no longer in the Backup and Instant area

Set as default

[Change Email Server](#)

LIVE
DEMO





QmailAgent 3.1 is Your Best Choice!

Copyright © 2022 QNAP Systems, Inc. All rights reserved. QNAP® and other names of QNAP Products are proprietary marks or registered trademarks of QNAP Systems, Inc. Other products and company names mentioned herein are trademarks of their respective holders.

