


QNAP

# KoiBox

All-in-one video  
conferencing and  
wireless presentation  
solution





# KoiBox

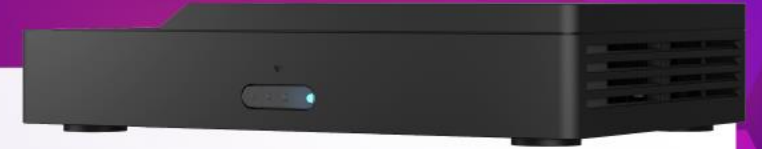
Introduction

Unbox & Setup

Using KoiBox

Sum up

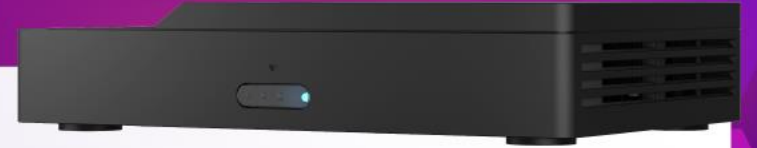
# QNAP and KoiBox



## KoiBox in the conference room

- Taipei Headquarters
- Branch Office
  - Shanghai
  - Japan
  - Germany ...

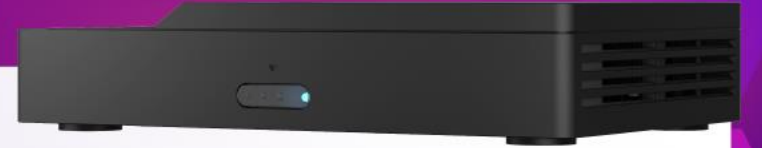
# Why does QNAP use KoiBox?



- Change in meeting style  
Less people, more space - more hardware costs
- Returning to the office from working from home  
Interference when participating in online meetings
- Meeting room devices should be shared  
So does microphones and speakers, projection as well




# How QNAP uses KoiBox?



KoiBox is used in these ways at QNAP meeting room:



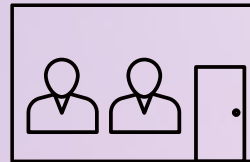
Wireless Projection



Recording



Join cloud meetings  
Teams, Zoom, Skype, Meet...



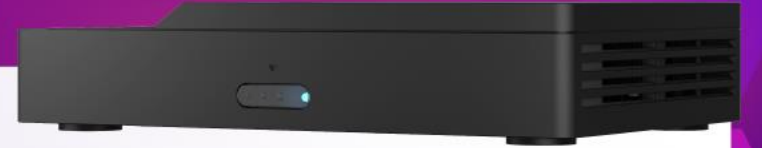
Make private p2p meetings  
With mobile app, other KoiBox, and  
SIP meeting devices.



Reasonably low unit prices allowed the company to turn all meeting rooms into video conference rooms within budget.



# Why KoiBox, instead PC?



- Unable to accept wireless projection
- Meeting software must be installed
- Synchronizing is troublesome
- More difficult to manage remotely

# Unbox and setup KoiBox

# Using KoiBox





# SUM UP

- KoiBox supports most USB cameras and Bluetooth keyboards, mice, and microphones
- Supports Wi-Fi 6 wireless standard, compatible with QNAP Qhora-301W
- Supports 2.5" SATA hard drive for conference recording and supports tool-less installation
- No matter the size of the meeting, from multi-person cloud meetings to private meetings and local meetings, KoiBox can support them all

# QNAP



# KoiBox

## is Your Best Choice!

Copyright © 2021 QNAP Systems, Inc. All rights reserved. QNAP® and other names of QNAP Products are proprietary marks or registered trademarks of QNAP Systems, Inc. Other products and company names mentioned herein are trademarks of their respective holders.