

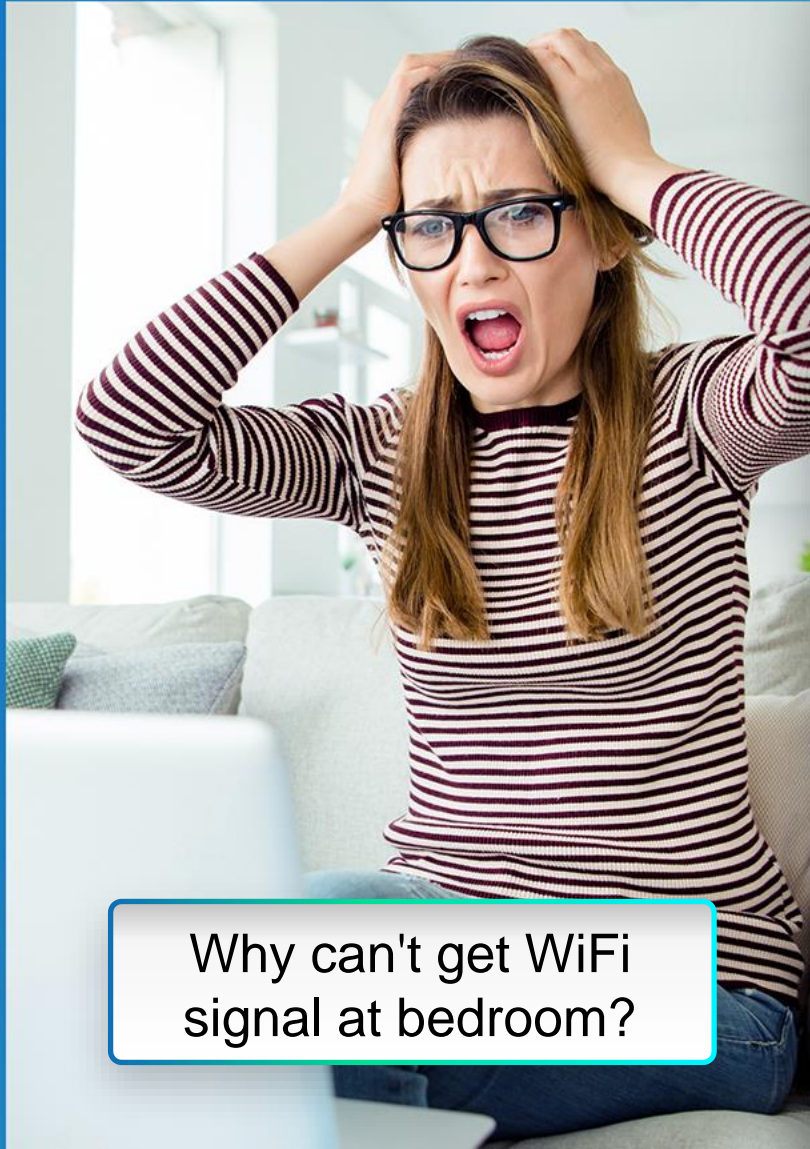
QNAP

QMiro-201W

The Tri-band Wi-Fi Mesh Router
for smart home applications



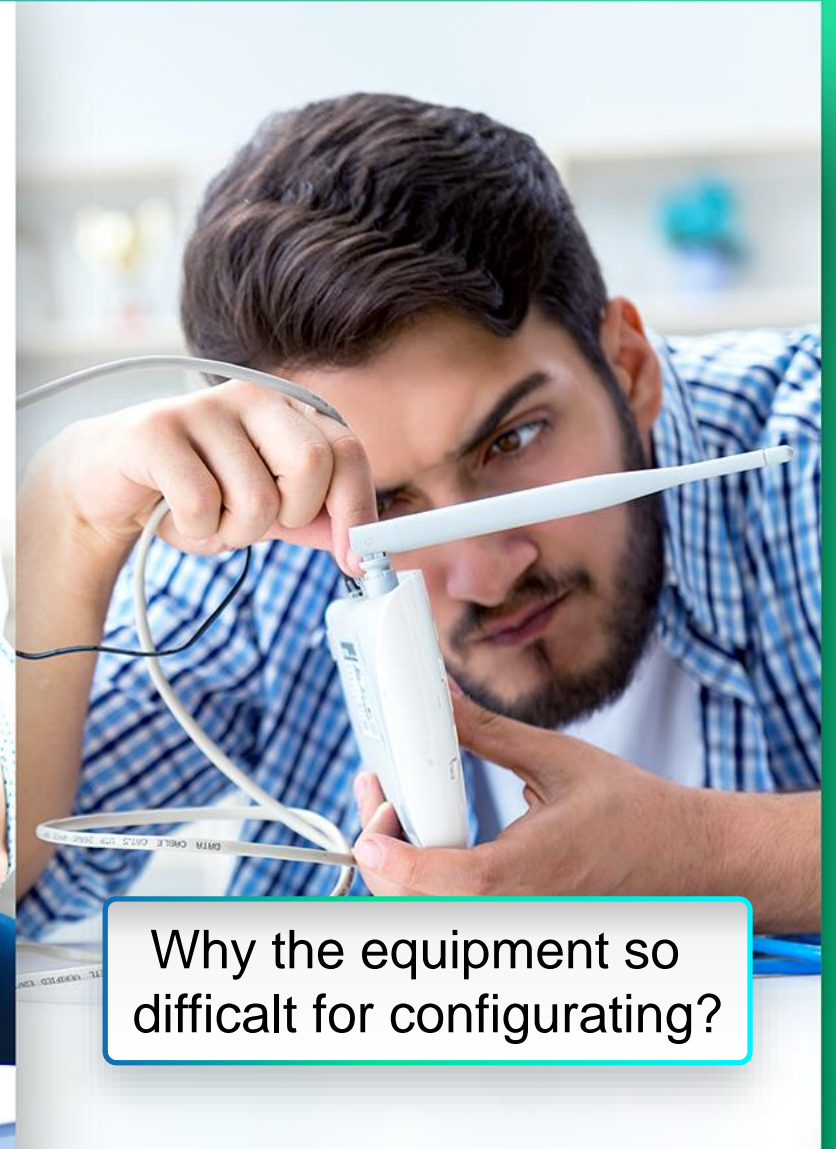
Are these suffering all the time?



Why can't get WiFi signal at bedroom?



Why is so bother just get a file from office?



Why the equipment so difficult for configuring?

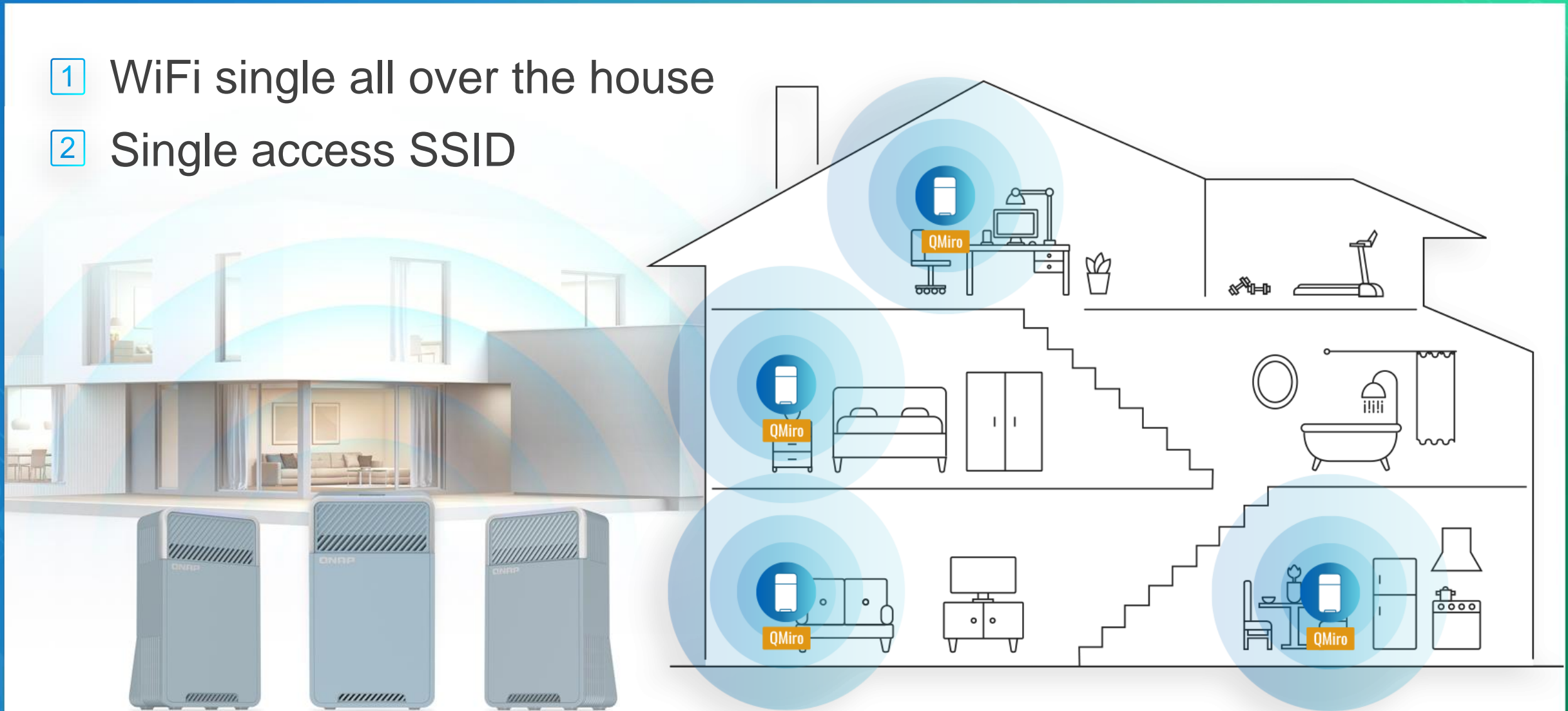
QNAP



What supposed
home wireless
network need to
have?

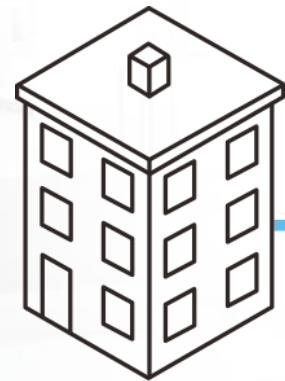
Enough WiFi coverage

- 1 WiFi single all over the house
- 2 Single access SSID



Work from home smoothly

- 1 Connect to office network from home
- 2 Good transfer efficiency

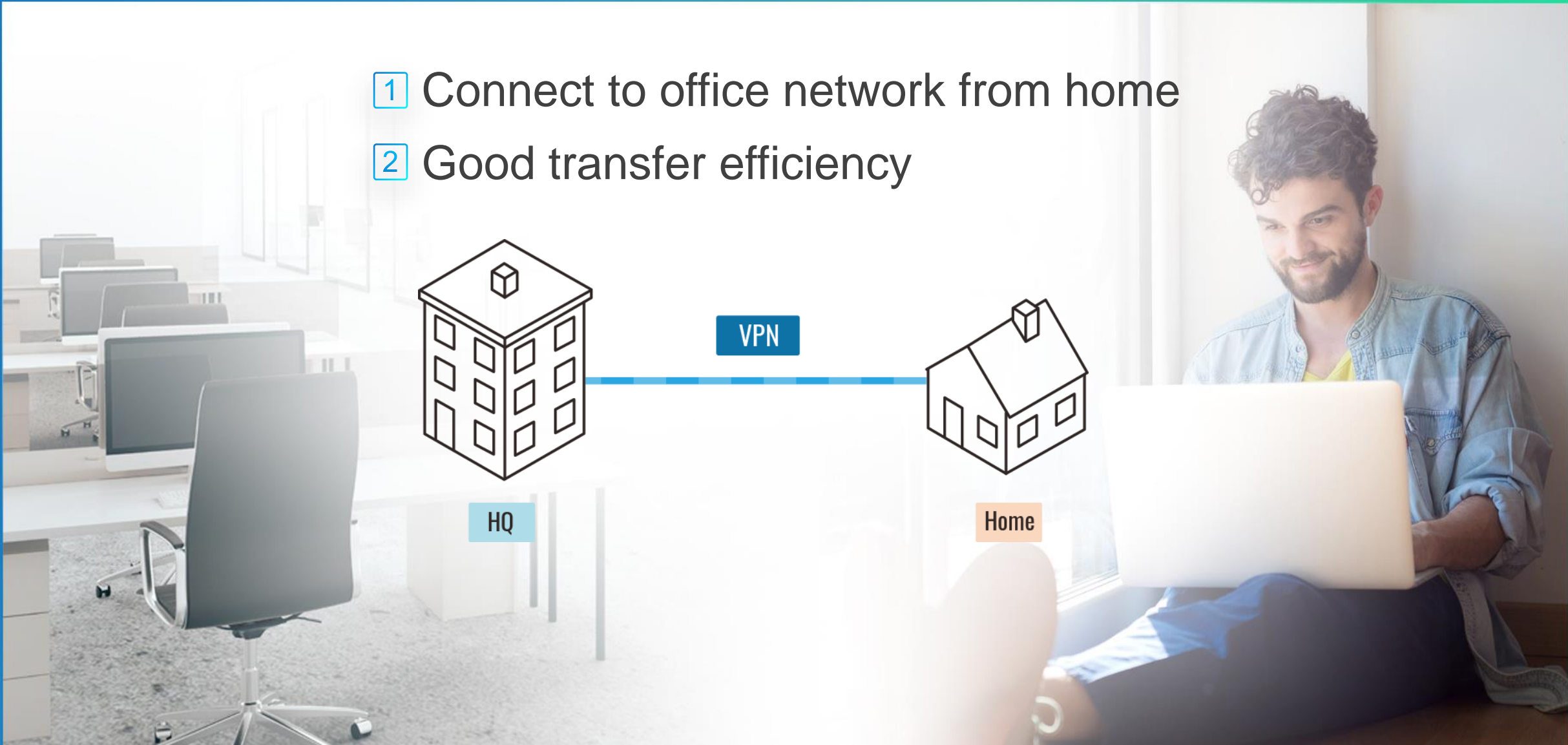


HQ

VPN

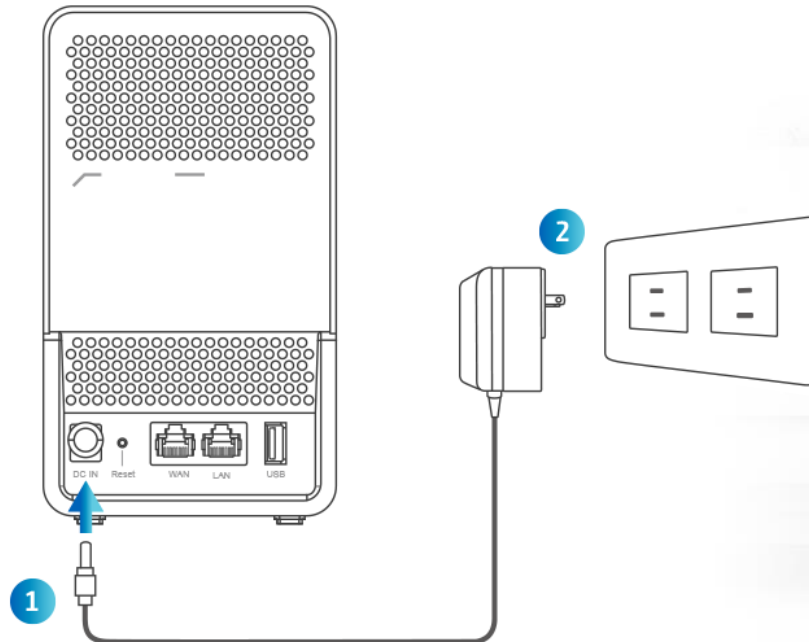



Home



Easy configuration

- 1 Quickly setup equipment
- 2 Easy management



Why we need
QMiro-201W even
already have
QHora-301W



Another home router solution with more affordable

- | Both QHora-301W and QMiro-201W has QuWAN
- | QHora-301W focusing on high speed internet and WiFi
- | QMiro-201W focusing on intranet
WiFi coverage
 - Extend Wifi coverage by wifi mesh
 - Still keep SDWAN solution
- | Home colour matching



QNAP

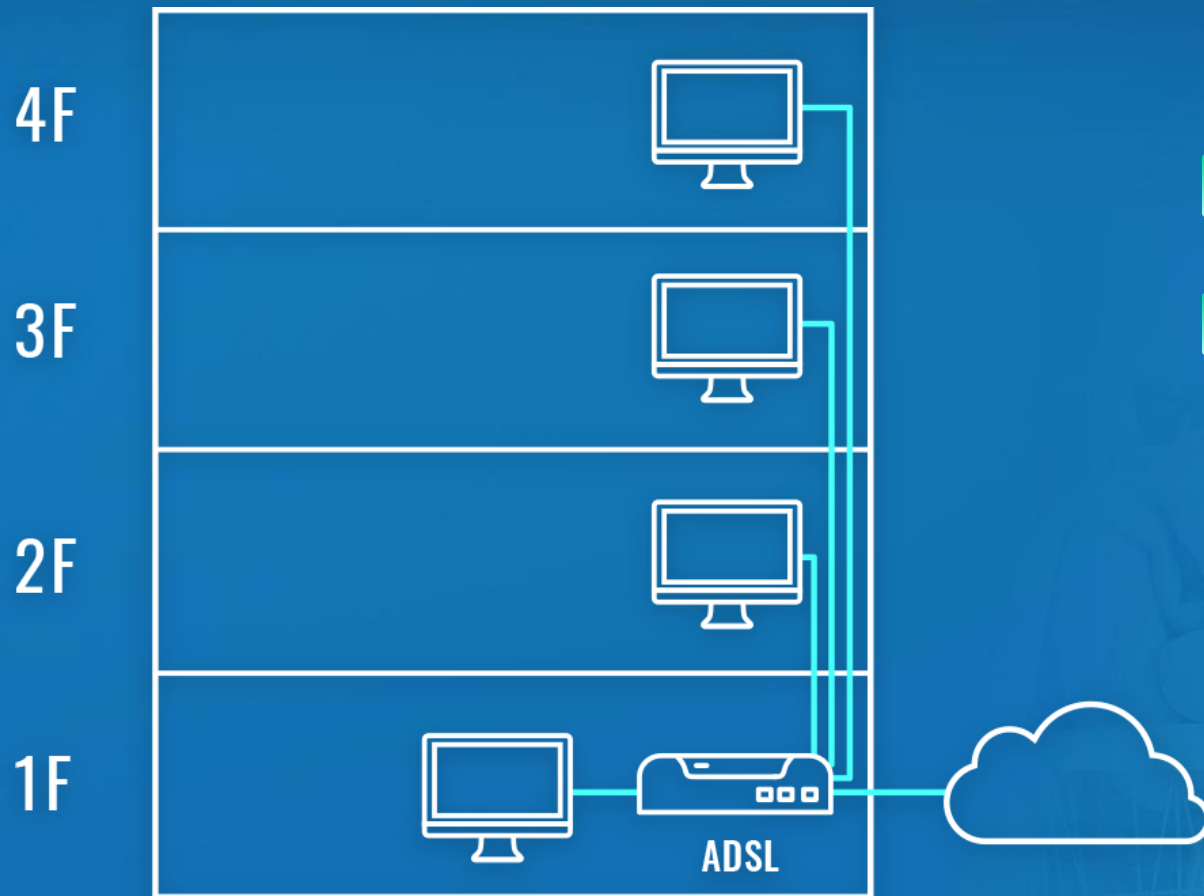


How QMiro-201W
fulfill it?

No dead zone for
Wifi coverage at
home



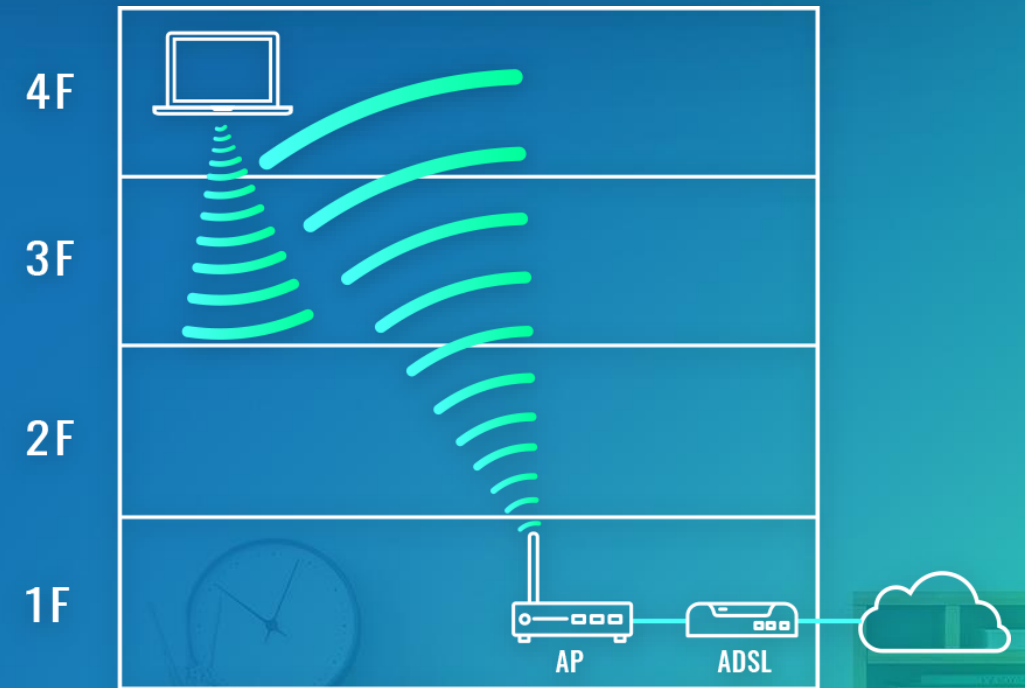
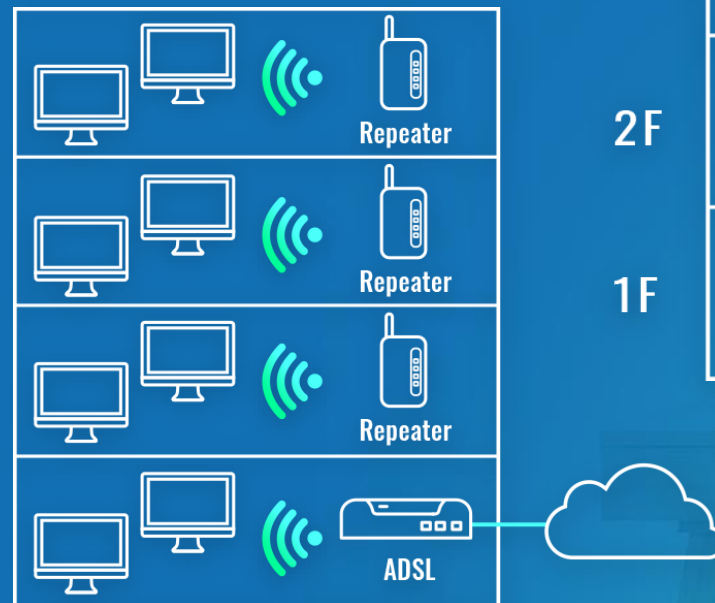
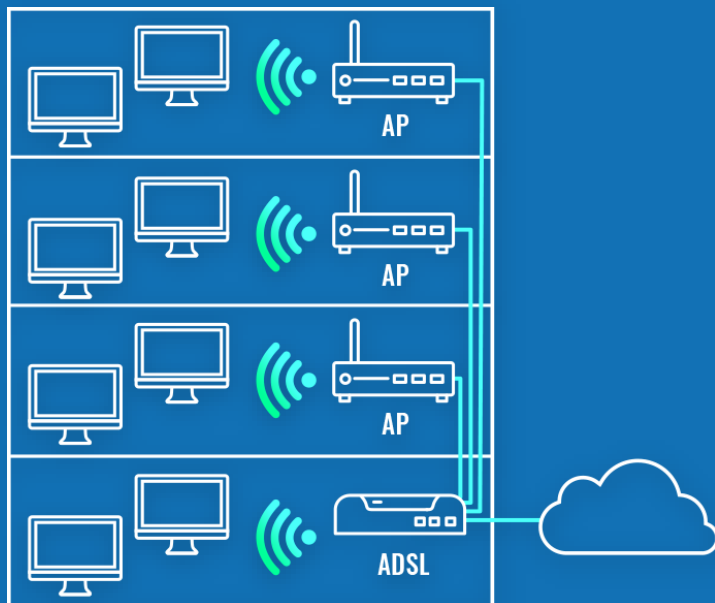
From the beginning of home network...



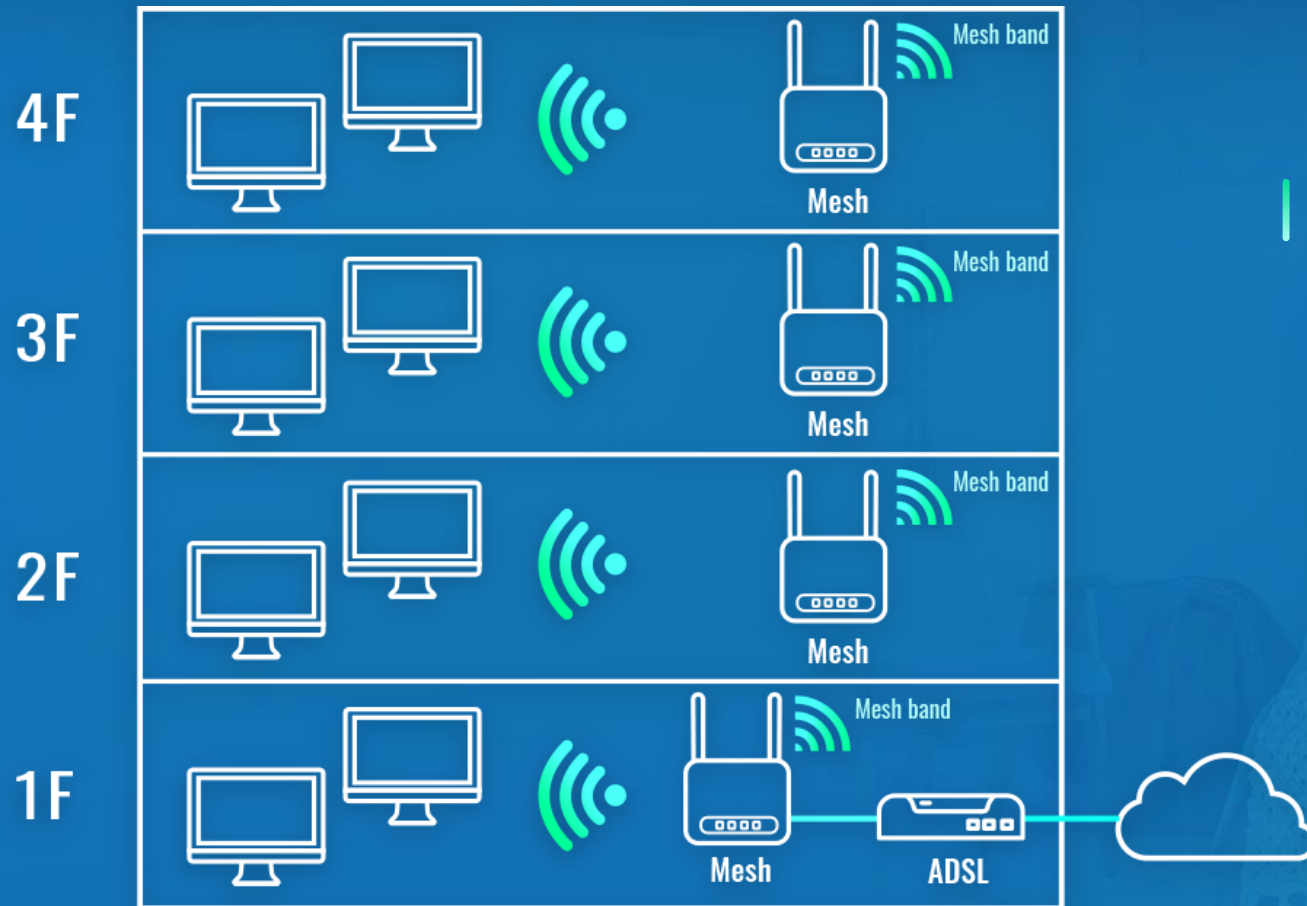
- | All physical connection
- | No wireless requirement

The house getting larger

- | Transmit slow even can reach SSID
- | Complicate with access to multiple SSID with multiple APs



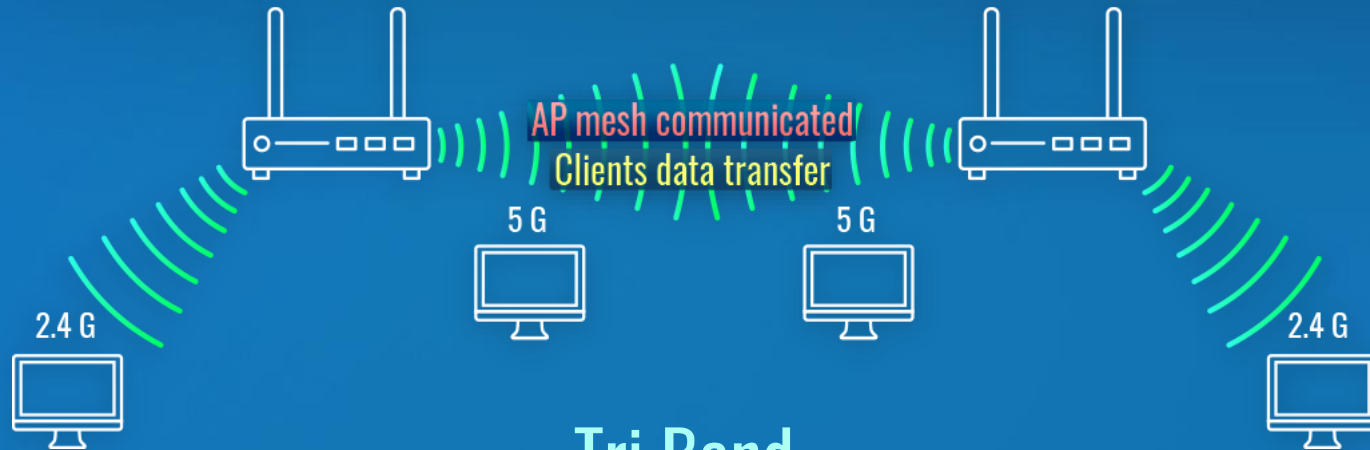
Mesh is the best solution



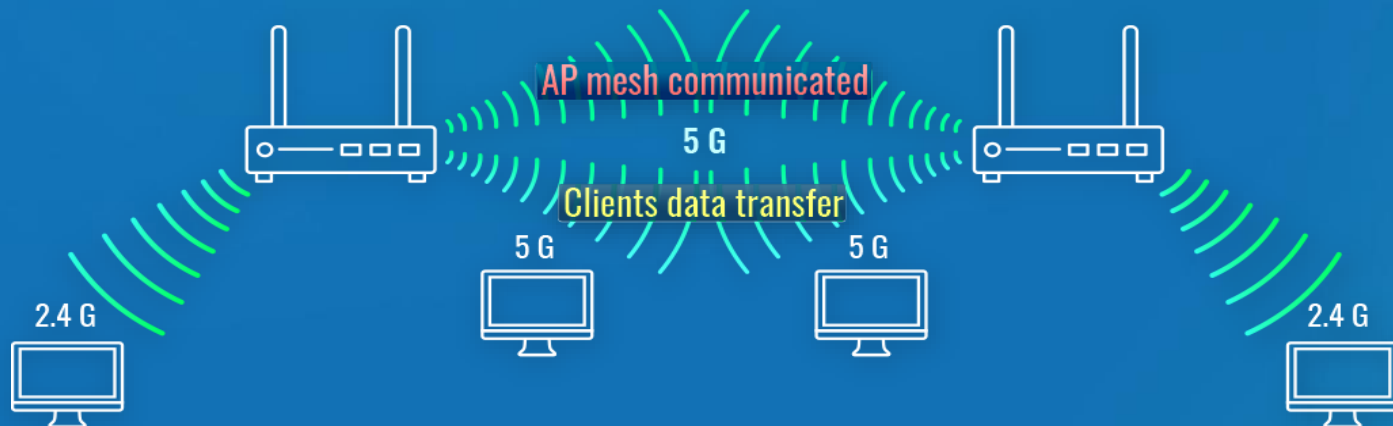
| Independent AP
communication tunnel

Why AP can communicate without effecting client transfer?

Dual Band



Tri Band

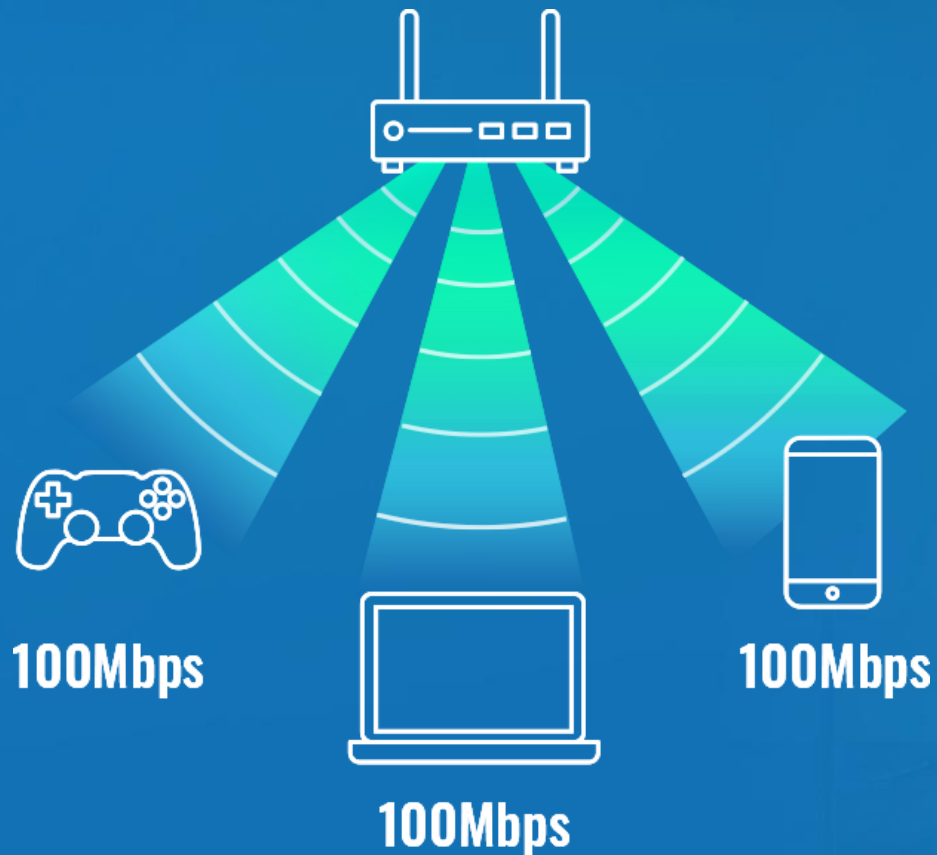


- | Tri-band let AP have dedicate tunnel for communication
- | Not effect data transfer

Can handle multiple devices

MU-MIMO Wi-Fi

ISP: 100Mbps



- | Bring your own devices
- | MU-MIMO can server multiple device at same time

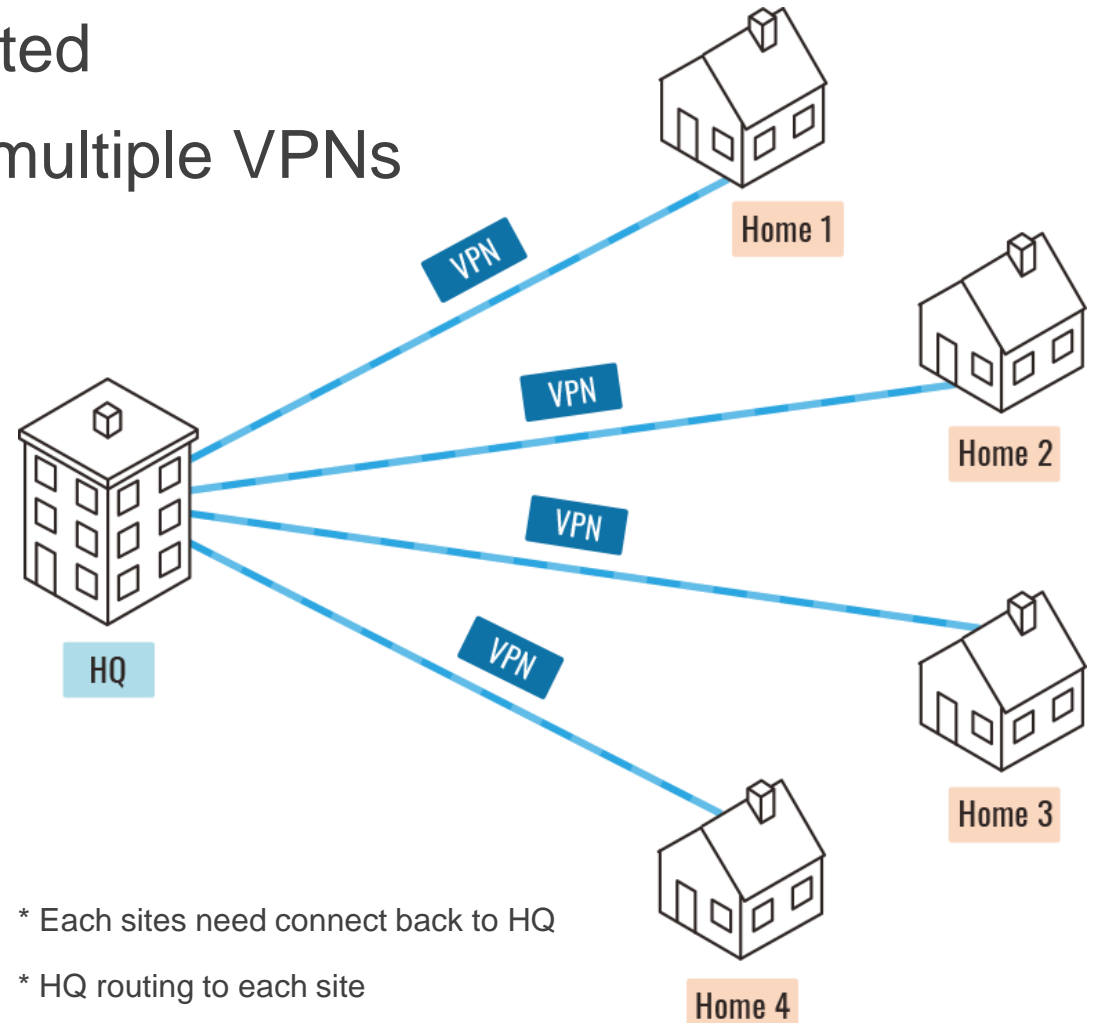
QNAP



Easily work
at home

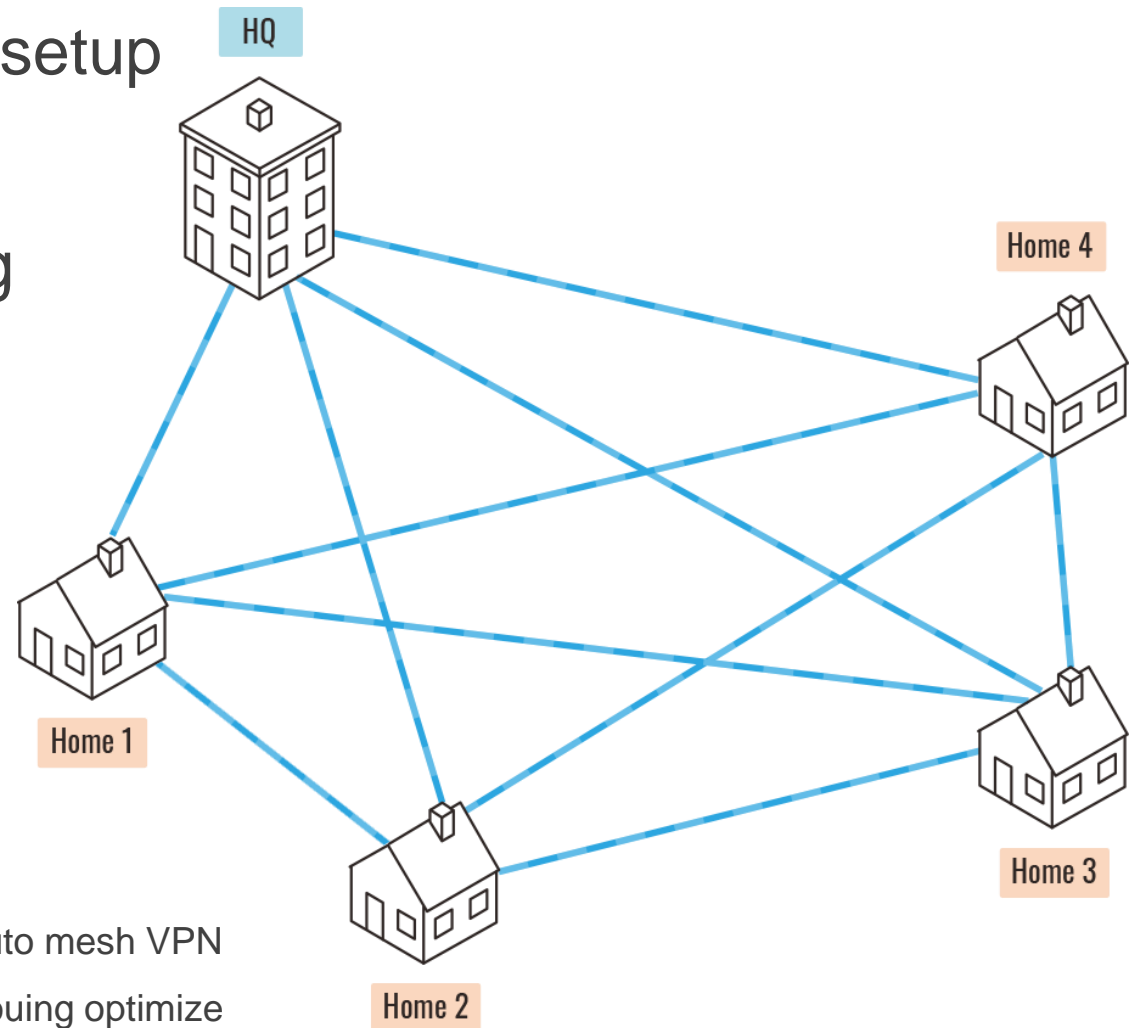
Traditional VPN

- 1 Setup complicated
- 2 Manual create multiple VPNs
- 3 Hard managed



Another option of VPN - SDWAN

- 1 Control managed 、 setup
- 2 Auto build up VPN
- 3 Keep in best routing



* SDWAN auto mesh VPN

* Software routing optimize

Join QuWAN easily

Connect to
QuWAN by
QNAP ID

The screenshot shows the QuRouter QMiro-201W web interface. The top navigation bar includes the QuRouter logo and the device model. A sidebar on the left contains menu items: Dashboard, QuWAN (highlighted), QMiros, Clients, Network, Wireless, NAT, QVPN, Parental Controls, and System. The main content area is titled 'QuWAN' and contains the following text and settings:

QuWAN
You can set up your device as a hub or an edge and add it to the QuWAN topology in QuWAN Orchestrator to access the QuWAN service.

QuWAN Settings

The device is currently not part of the QuWAN network.

Organization: [Create or edit the organization](#)

Region:

Site: [Create or edit site information](#)

Device name: QM447886

Device role: Hub Edge

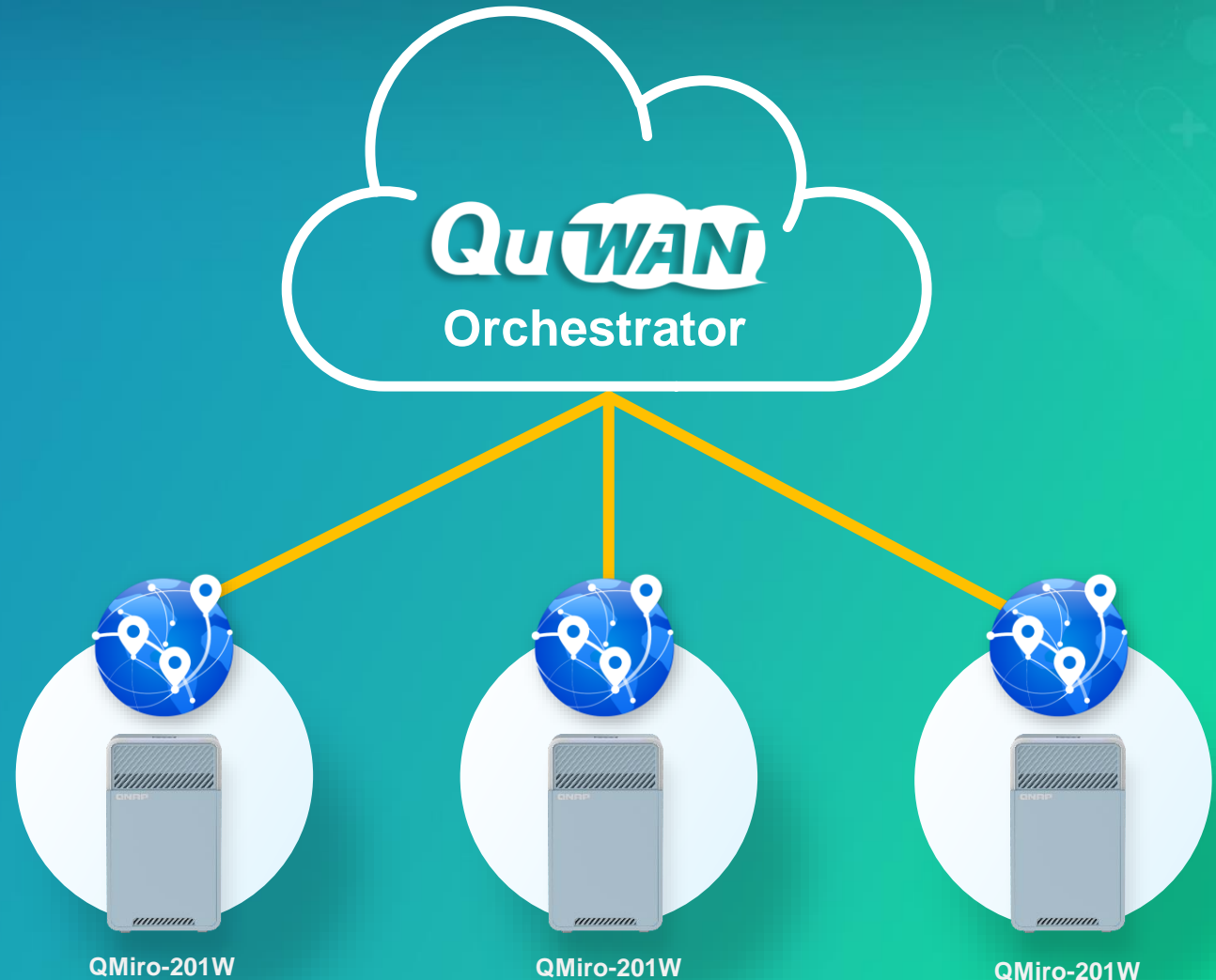
The first device in the region should be a hub.
A public IP address is required for the WAN connection to select the device as a hub.

Location: Locate by IP address Update by GPS coordinates

Enable QuWAN to manage QMiro-201W through the cloud platform

QuWAN Orchestrator

Go to quwan.qnap.com and log in with QID to view the QMiro-201W device, network and VPN connection status, organization-wise topology, connection method. You can also perform remote debugging through the cloud platform



A centrally managed platform solves the management issues of multiple devices

1 Intuitive graphical user interface

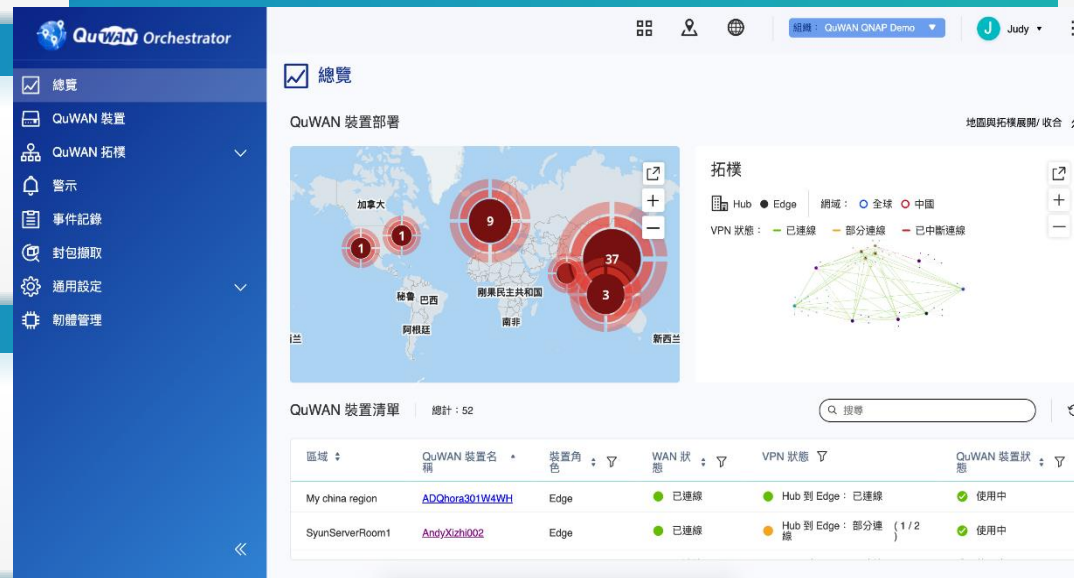


Instant Notification
IT Admin

4 Simultaneously execute various parameter settings

2 Geological location of each device

3 Overview connection status of all devices



5 Set once and apply to all. Save time to set device one by one.


6 Remote troubleshooting (e.g. packet capture)

QNAP

Easy setup
your WiFi



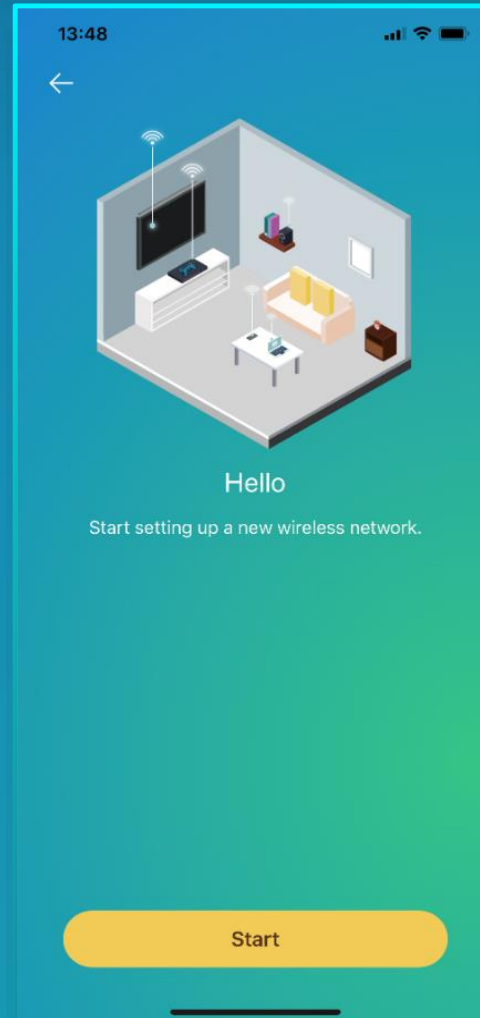
Before if we like to setup...



Look for IP / plug cable /
connect to PC


An Android/iOS APP QuRouter easily setup

- | Login by QNAP ID
- | Connect by bluetooth
- | Graphic design



QMiro-201W

- 1 Half price of QHora-301W
- 2 Wi-Fi Mesh making full WiFi coverage at home
- 3 QuWAN let you can work at home
- 4 QuRouter APP make device managed easily



QNAP



QMiro-201W
born for home

HW spec

	QMiro-201W	QHora-301W
CPU	IPQ4019, Quad core ARM Cortex A7@716.8MHz	Qualcomm IPQ8072A Hawkeye 2 Quad-core 2.2 GHz 64-bit CPU
Memory	512MB DDR3	1GB
Flash	4GB eMMC	4GB eMMC
Antenna	4 Internal Antennas	8 Internal Antennas
Power consumption	24W	36W
Wireless Standard	802.11a/b/g/n/ac	802.11a/b/g/n/ac/ax
Wireless Speed Rating	AC2200 2.4G (400Mbps)+5G (867Mbps x 2)	AX3600 2.4G (1182Mbps), 5G(2475Mbps)
Wireless Bandwidth	20/40/80MHz	20/40/80/160 MHz
WiFi Mesh	Yes	No
Tri-Band	Yes	No



QMiro-201W outlook

Status LED

WPS




USB 3.0

LAN port x 1 (fix)

WAN port x 1 (fix)

QMiro-201W fanless design



Quite without any noise

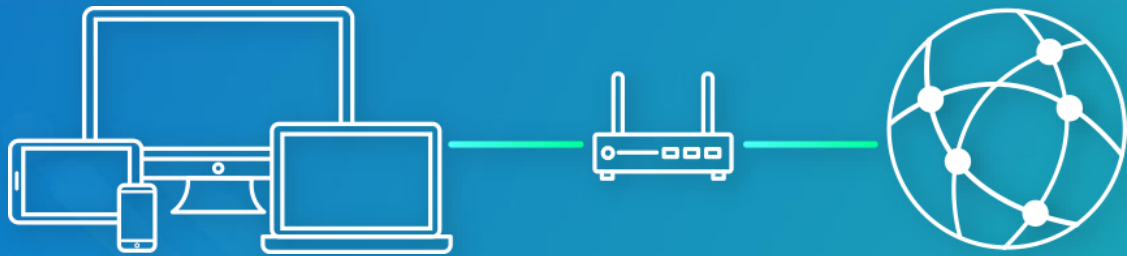
QNAP

QMiro-201W
have more

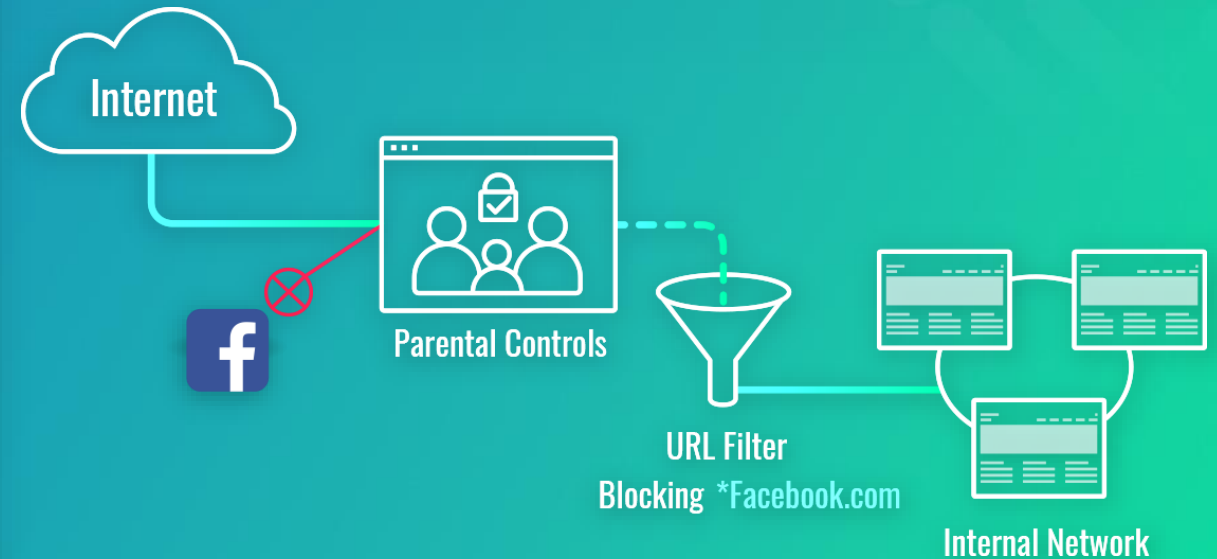


Keep your intranet safe — NAT

Network Address Translation



Filter your web browsed— Parental Controls



Safe search




How to make WiFi Mesh happen?



Buy all of devices once? Or one by one?

Buy 2、3 APs, do we need that much?

Although need install one by one, why don't we get one and have another one if needed?



NETGEAR Orbi WiFi System
Visit the NETGEAR Store
★★★★★ 409 ratings | 132 answered questions
Amazon's Choice for "netgear orb20"

Price: **\$178.80**
Total cost: \$189.00 including FREE Shipping & Estimated Import Fees Deposit to Taiwan Details

FREE Shipping to Taiwan applies to this item. Details
Available at a lower price from other sellers that may not offer free Prime shipping.

WORKS WITH ALEXA
Add voice control by combining with an Alexa device
See More

Connections Ethernet
Frequency Band Single-Band
Class
Brand NETGEAR
Wireless Type 802.11n, 802.11b, 802.11a, 802.11g

About this item
• Fast home Wi-Fi everywhere
New & Used (6) from \$178.80



NETGEAR Orbi Whole Home Mesh-Ready WiFi Router - for speeds up to 2.2 Gbps Over 2,000 sq. feet, AC2200 (RBR20)
Visit the NETGEAR Store
★★★★★ 457 ratings | 73 answered questions


Price: **\$129.99**
Total cost: \$137.43 including FREE Shipping & Estimated Import Fees Deposit to Taiwan Details

FREE Shipping to Taiwan applies to this item. Details
Available at a lower price from other sellers that may not offer free Prime shipping.

WORKS WITH ALEXA
Add voice control by combining with an Alexa device
See More

Connections LAN, WLAN
Frequency Band Single-Band
Class
Brand NETGEAR
Wireless Type 802.11b, 802.11a
Number of Ports 2

About this item
• Eliminates WiFi dead zones and buffering for super-fast, reliable



3 pack
Google WiFi - Mesh WiFi System - Wifi Router Replacement - 3 Pack
Visit the Google Store
★★★★★ 16,077 ratings | 1000+ answered questions
#1 Best Seller in Whole Home & Mesh Wi-Fi Systems

Price: **\$198.00**
Total cost: \$209.24 including FREE Shipping & Estimated Import Fees Deposit to Taiwan Details

FREE Shipping to Taiwan applies to this item. Details
Available at a lower price from other sellers that may not offer free Prime shipping.

Style: **Google WiFi (2020 model)**
Google WiFi (2016 model) Google WiFi (2020 model)

Size: **3-Pack**
1-Pack 3-Pack

Connections Wi-Fi
Frequency Band Dual-Band
Class
Brand Google
Wireless Type 5 GHz Radio Frequency, 802.11ac, 2.4 GHz Radio Frequency

QMiro-201W deployed advice

Single QMiro-201W for master

2100 sqft./195 sq.meter

1-2 rooms appartement
Small store


Multiple QMiro-201W for router + satellites.

Additional 2100 sqft./195 sq.meter for each

3-5 rooms appartement
Large store
Single-family villa

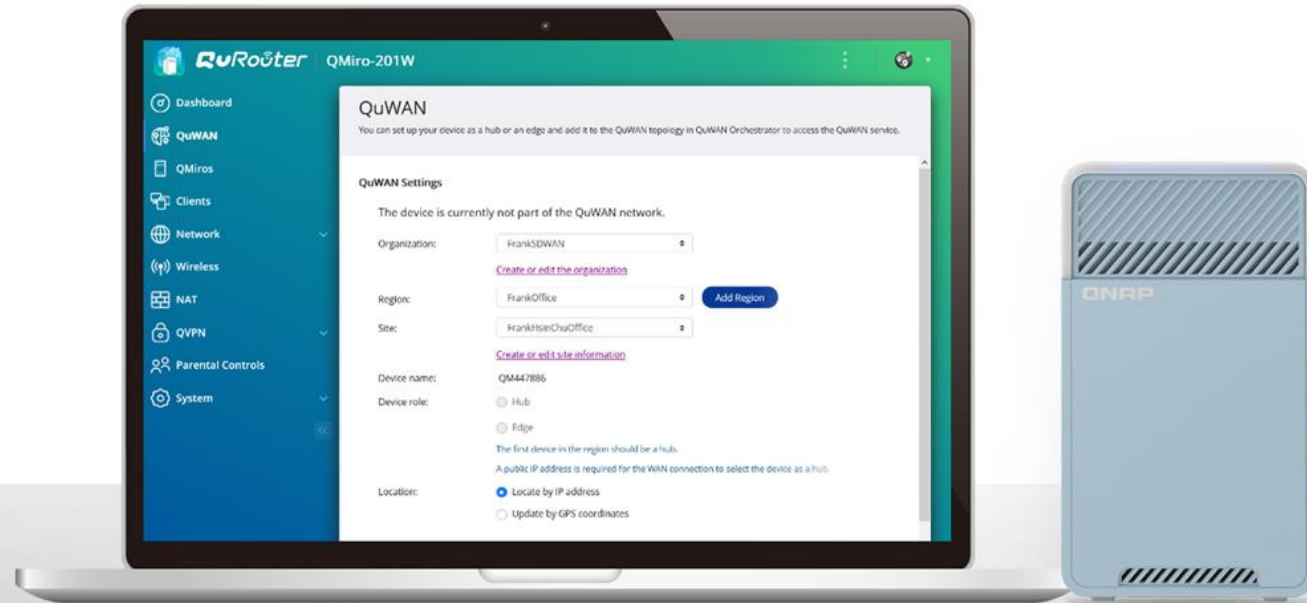
* Home size, materials, and layout can affect how WiFi signal travels, these are suggest deploy value based on laboratory test

** Single mesh site can only have 4 QMiro-201W · 1 x Router + 3 x Satellites



Get more QMiro-201W if needed

- 1 Single saling pack
- 2 Buy more if needed
- 3 QuRouter APP help you easily deploy WiFi mesh



QNAP



QMiro-201W

Is your Best Choice !